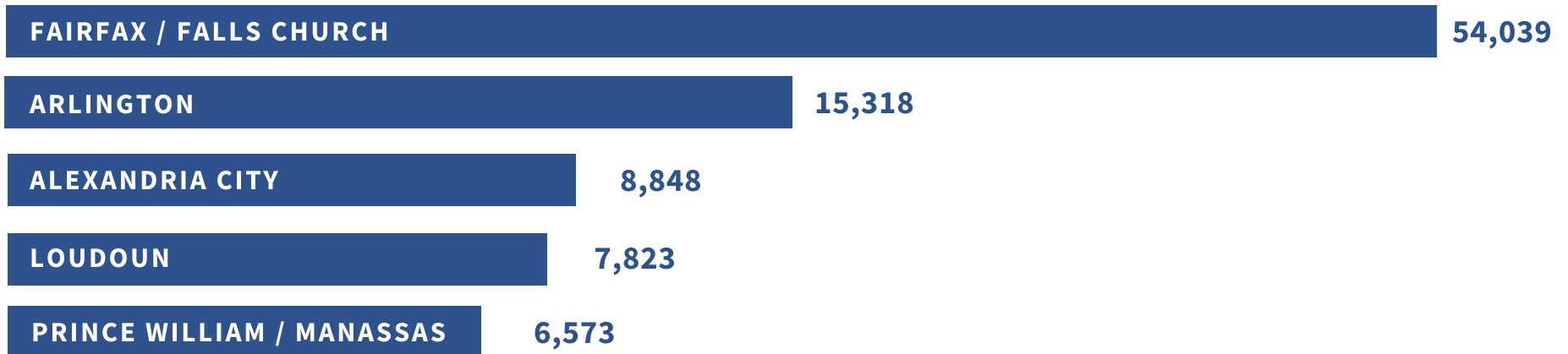


NOVA Workforce collaborates with employers, economic development organizations, education institutions, community-based organizations, and workforce development boards in the northern Virginia region to address the skills gap and to develop a robust talent pipeline. To ensure that northern Virginia businesses may remain globally competitive and continue to create jobs, NOVA Workforce provides access to highly-skilled, credentialed, and diverse talent and defined career pathways for the region.

JOB POSTINGS DASHBOARD



6,163

TOTAL HEALTHCARE POSITIONS

2.4%

UNEMPLOYMENT RATE MAY 2018

9,340

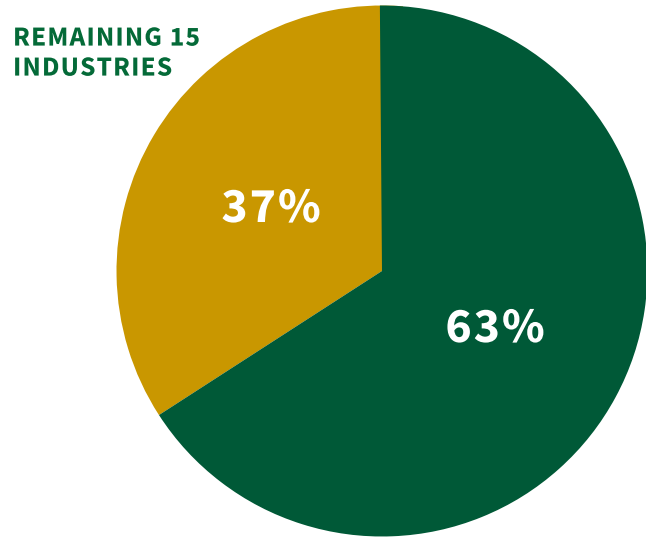
TOTAL CYBER POSITIONS

92,605

TOTAL JOB POSTINGS APRIL - JUNE 2018


TOP INDUSTRIES HIRING IN NORTHERN VIRGINIA

TOP HIRING INDUSTRIES // APRIL - JUNE 2018

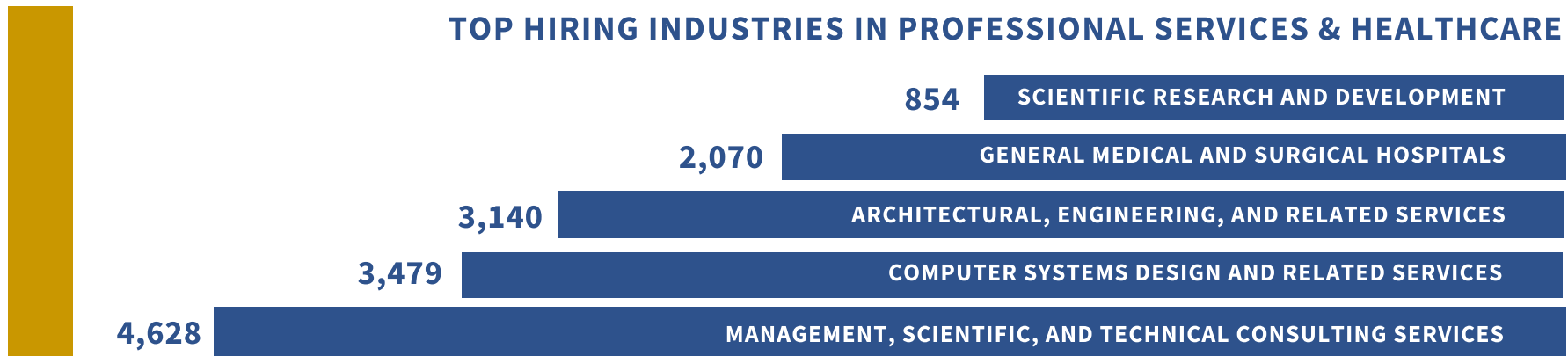


TOP HIRING INDUSTRIES

PROFESSIONAL, SCIENTIFIC & TECHNICAL SERVICES	28.6%
HEALTH CARE AND SOCIAL ASSISTANCE	11.8%
RETAIL TRADE	8.0%
ACCOMMODATION AND FOOD SERVICES	7.4%
MANUFACTURING	7.4%



TOP HIRING INDUSTRIES IN PROFESSIONAL SERVICES & HEALTHCARE



TOP EMPLOYERS AND POSITIONS HIRING IN NORTHERN VIRGINIA



These are the top employers that advertised job openings between April and June 2018. Of the 92,605 total jobs advertised, the top ten employers advertised 9,037 positions, which accounted for 9.8% of all jobs advertised in northern Virginia during this time period. 8 of the top 10 employers are in the Professional, Scientific, and Technical Services industry.

TOP EMPLOYERS HIRING BY NUMBER OF ADVERTISED POSITIONS

BOOZ ALLEN HAMILTON	1,970
GENERAL DYNAMICS	1,221
INOVA HEALTH SYSTEM	1,010
MANTECH INTERNATIONAL CORP.	907
CACI	753
LEIDOS	710
CAPITAL ONE	677
DELOITTE	651
SAIC	573
ENGILITY CORP.	565

MOST ADVERTISED JOBS

1. SOFTWARE DEVELOPERS (6,956 POSITIONS)
2. TRUCK DRIVERS (3,492 POSITIONS)
3. MANAGERS, ALL OTHER (2,899 POSITIONS)
4. COMPUTER SYSTEMS ENGINEERS (2,692 POSITIONS)
5. INFORMATION SECURITY ANALYSTS (2,610 POSITIONS)
6. SALES REPRESENTATIVES (1,984 POSITIONS)
7. RETAIL SALESPERSONS (1,894 POSITIONS)
8. MANAGEMENT ANALYSTS (1,849 POSITIONS)
9. REGISTERED NURSES (1,697 POSITIONS)
10. NETWORK/SYSTEMS ADMINISTRATORS (1,565 POSITIONS)

OCCUPATION OUTLOOK

The top 10 occupations advertised by employers between April and June 2018 are listed above; 5 of these 10 positions are in the information technology field. On average, it takes employers between 36 and 45 days to fill these positions in northern Virginia. These 10 occupations represented nearly 30% of the hiring demand during the quarter. A bachelor's degree or higher is the typical education requirement for 7 of the 10 positions listed. More information on each occupation, including projected growth, can be found at www.onetonline.org.



FEATURED INDUSTRY SPOTLIGHT:

ARCHITECTURAL, ENGINEERING & RELATED SERVICES

EMPLOYMENT METRICS

N. VIRGINIA

STATE

NATIONAL



NUMBER OF PERSONS EMPLOYED	27,877	59,051	1,465,062
ONLINE JOB ADS, LAST 12 MONTHS	12,129	17,446	196,641
PROJECTED ANNUAL GROWTH %	1.2%	1.0%	1.0%
LOCATION QUOTIENT*	2.10	1.50	1.00
AVERAGE SALARY	\$110,960	\$94,965	\$87,240
JOB GROWTH OVER PAST 5 YEARS	(3,620)	(1,946)	109,346
PERCENT FEMALE	30.1%	28.5%	28.0%
PERCENT MINORITY	21.6%	19.0%	15.7%

*LOCATION QUOTIENT is used to quantify and describe how concentrated a particular industry, occupation, or demographic group is in a region compared to the national average.



This report delivers quarterly labor market intelligence data to NOVA faculty, staff, students, employers, and community partners to highlight employment trends in the region. NOVA Workforce utilizes two labor market intelligence tools, JobsEQ by Chmura Economics and Burning Glass Technologies, to assist in our effort to provide real-time data on the region's labor market.



@NOVAWorkforce and #NOVAWorkforce



www.facebook.com/NOVAWorkforce

www.nvcc.edu/workforce

For more information, please visit our website or contact Alex Cooley, Labor Market Research Manager, at acooley@nvcc.edu.