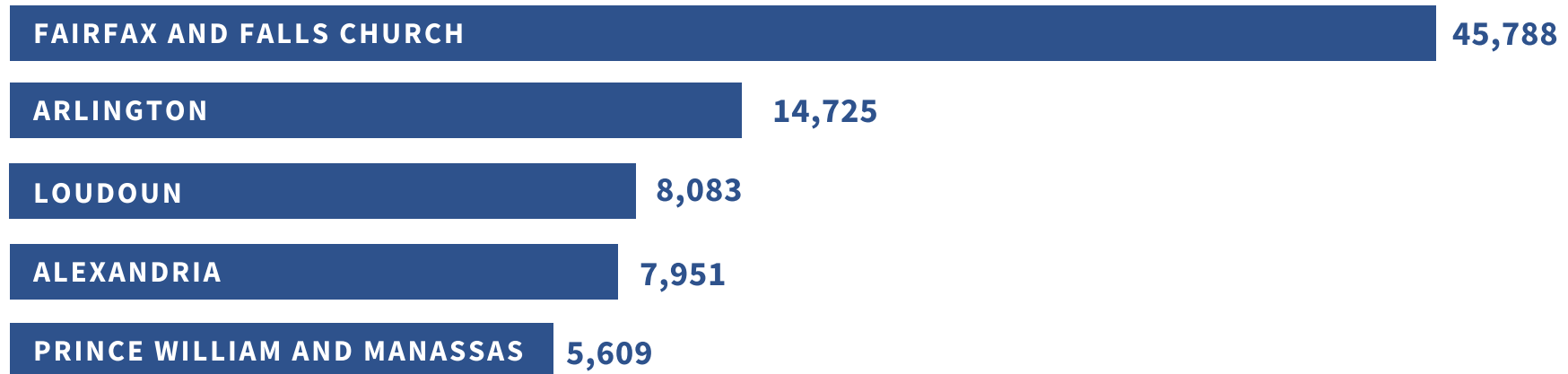


NOVA Workforce collaborates with employers, economic development organizations, education institutions, community-based organizations, and workforce development boards in the northern Virginia region to address the skills gap and to develop a robust talent pipeline. To ensure that northern Virginia businesses may remain globally competitive and continue to create jobs, NOVA Workforce provides access to highly-skilled, credentialed, and diverse talent and defined career pathways for the region.

JOB POSTINGS DASHBOARD



4,263

TOTAL HEALTHCARE POSITIONS

3.3%

UNEMPLOYMENT NOV 2016

5,792

TOTAL CYBER POSITIONS

82,156

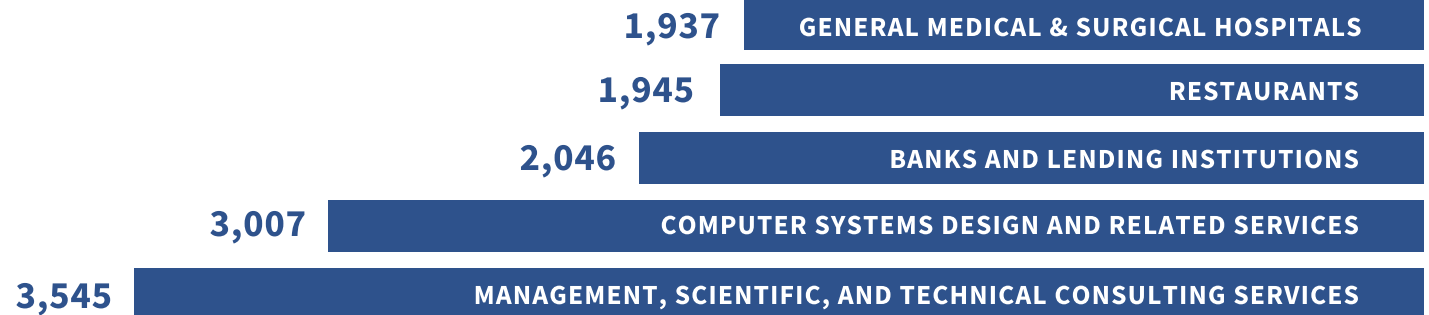
TOTAL JOB POSTINGS OCT - DEC 2016

TOP INDUSTRIES HIRING IN NORTHERN VIRGINIA

TOP HIRING INDUSTRIES // OCTOBER - DECEMBER 2016



TOP HIRING SUB INDUSTRIES IN NORTHERN VIRGINIA (BY NUMBER OF JOB POSTINGS)



TOP INDUSTRIES HIRING IN NORTHERN VIRGINIA



These are the top employers that advertised job openings between October and December 2016. Of the 85,156 total jobs advertised, the top ten employers advertised 10,642 positions and accounted for 13% of all jobs advertised in northern Virginia during this time period.

TOP EMPLOYERS HIRING BY NUMBER OF ADVERTISED POSITIONS

| | |
|---------------------|-------|
| GENERAL DYNAMICS | 1,728 |
| BOOZ ALLEN HAMILTON | 1,593 |
| INOVA HEALTH SYSTEM | 1,427 |
| CACI | 1,063 |
| ORACLE | 1,061 |
| EUROFINS | 877 |
| HARRIS TEETER | 810 |
| CAPITAL ONE | 784 |
| NORTHROP GRUMMAN | 699 |
| ACCENTURE | 600 |

MOST ADVERTISED JOB TITLES

1. REGISTERED NURSE (1,412 POSITIONS)
2. SOFTWARE DEVELOPMENT ENGINEER (1,333 POSITIONS)
3. SYSTEMS ENGINEER (1,037 POSITIONS)
4. SALES ASSOCIATE/REPRESENTATIVE (1,020 POSITIONS)
5. CLASS A CDL TRUCK DRIVER (670 POSITIONS)
6. JAVA SOFTWARE DEVELOPER (647 POSITIONS)
7. NETWORK ENGINEER (589 POSITIONS)
8. SYSTEMS ADMINISTRATOR (546 POSITIONS)
9. ADMINISTRATIVE ASSISTANT (526 POSITIONS)
10. SOFTWARE DEVELOPER (464 POSITIONS)

EMPLOYER SPOTLIGHT



Nestlé USA recently announced that the company will move its headquarters to Arlington, Virginia, bringing 750 jobs to the northern Virginia region.



FEATURED INDUSTRY SECTOR SPOTLIGHT:

COMPUTER SYSTEMS DESIGN AND RELATED SERVICES

EMPLOYMENT METRICS

| |
|--------------------------------|
| NUMBER OF PERSONS EMPLOYED |
| ANNUAL GROWTH PERCENTAGE |
| PROJECTED GROWTH OVER 10 YEARS |
| LOCATION QUOTIENT* |
| AVERAGE SALARY IN 2016 |
| AVERAGE STARTING SALARY |
| PERCENT FEMALE |
| PERCENT MINORITY |

N. VIRGINIA


| |
|-----------|
| 109,785 |
| 2.3% |
| 27,455 |
| 6.31 |
| \$124,137 |
| \$111,857 |
| 34% |
| 37% |

VIRGINIA

| |
|-----------|
| 160,833 |
| 2.3% |
| 42,041 |
| 2.93 |
| \$114,510 |
| \$106,021 |
| 34% |
| 32% |

NATIONAL

| |
|-----------|
| 2,063,167 |
| 2.1% |
| 469,965 |
| 1.00 |
| \$106,356 |
| \$93,588 |
| 34% |
| 25% |





*LOCATION QUOTIENT is used to quantify and describe how concentrated a particular industry, occupation, or demographic group is in a region compared to the national average.



This report delivers monthly labor market intelligence data to NOVA faculty, staff, students, employers, and community partners to highlight employment trends in the region. NOVA Workforce utilizes two labor market intelligence tools, JobsEQ by Chmura Economics and Burning Glass Technologies, to assist in our effort to provide real-time data on the region's labor market.



 @NOVAWorkforce and #NOVAWorkforce
 www.facebook.com/NOVAWorkforce

www.nvcc.edu/workforce

For more information, please visit our website or contact Gary (Alex) Cooley, Labor Market Intelligence Analyst, at gcooley@nvcc.edu.