NOVA
Northern Virginia Community College

April 2021 Supplement

COVID-19 IMPACT

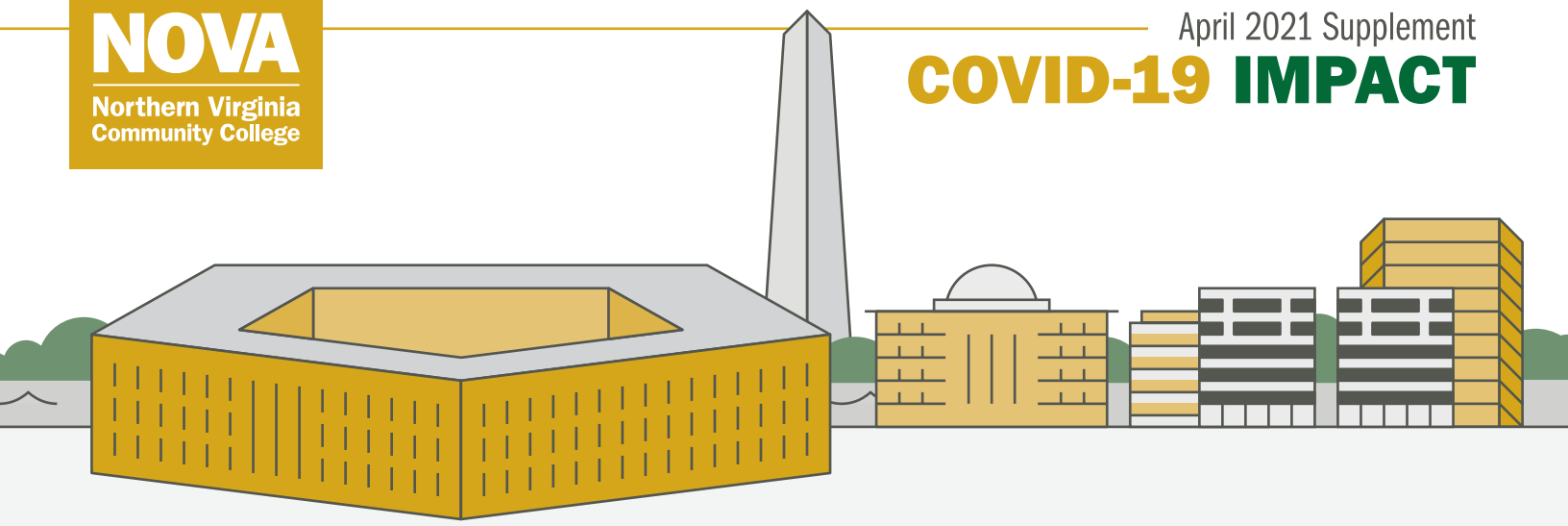

Weekly Unemployment Claims by Jurisdiction

*All claims from March 2020 through March 27, 2021.

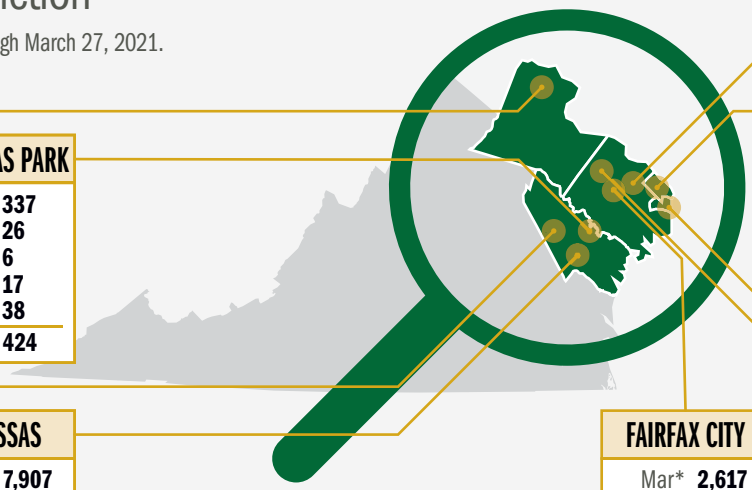

LOUDOUN

Mar*	48,278
Apr. 3	423
Apr. 10	134
Apr. 17	363
Apr. 24	595
Total	49,793

MANASSAS PARK

Mar*	337
Apr. 3	26
Apr. 10	6
Apr. 17	17
Apr. 24	38
Total	424

PRINCE WILLIAM

Mar*	77,701
Apr. 3	904
Apr. 10	191
Apr. 17	646
Apr. 24	1,845
Total	81,287

MANASSAS

Mar*	7,907
Apr. 3	148
Apr. 10	33
Apr. 17	97
Apr. 24	245
Total	8,430

TOTAL CLAIMS, NORTHERN VIRGINIA **355,936**

FAIRFAX CITY

Mar*	2,617
Apr. 3	317
Apr. 10	59
Apr. 17	134
Apr. 24	410
Total	3,537

ARLINGTON

Mar*	23,169
Apr. 3	285
Apr. 10	66
Apr. 17	193
Apr. 24	353
Total	24,066

FAIRFAX COUNTY

Mar*	147,793
Apr. 3	1,165
Apr. 10	318
Apr. 17	890
Apr. 24	1,672
Total	151,838

FALLS CHURCH

Mar*	2,416
Apr. 3	82
Apr. 10	29
Apr. 17	67
Apr. 24	201
Total	2,795

ALEXANDRIA

Mar*	29,774
Apr. 3	1,806
Apr. 10	184
Apr. 17	504
Apr. 24	1,498
Total	33,766

Most Recently Published **Unemployment Rate** 4.6%
for Northern Virginia (March 2021)

Continued Claims, Northern Virginia
11,563 Week of April 24
3.6% decrease from March 27

Total New Claims, Week of April 24, 2021
6,857 **42.4%** increase from week ending March 27, 2020

TOTAL JOB POSTINGS

April 2021
41,550

9.1%
increased in the region from March 2021 to April 2021

Unemployment Rate by Jurisdiction (March 2021)

Arlington	4.0%	Loudoun	4.1%
Alexandria	4.9%	Manassas	5.2%
Fairfax City	4.3%	Manassas Park	5.4%
Fairfax County	4.6%	Prince William	5.2%
Falls Church	3.4%		

Top 10 Industries
(NAICS 2-digit)

The top 10 industries hiring in April 2021 are listed below, along with the % change in job postings in the same industry between March 2021 and April 2021.

Professional, Scientific, & Technical Services	Health Care & Social Assistance	Retail Trade	Finance & Insurance	Accommodation & Food Services	Manufacturing	Public Administration	Information	Administrative & Support Services	Other Services
7,845	**4,129**	**3,054**	**2,683**	**2,435**	**2,147**	**1,883**	**1,233**	**1,204**	**1,104**
10.8% ↑ Change from Mar.	5.4% ↑ Change from Mar.	17.7% ↑ Change from Mar.	37.7% ↑ Change from Mar.	28.8% ↑ Change from Mar.	-2.2% ↓ Change from Mar.	4.6% ↑ Change from Mar.	-4.5% ↓ Change from Mar.	17.1% ↑ Change from Mar.	5.7% ↑ Change from Mar.

Top 15 Occupations
(ONET 8-digit)

The top 15 occupations sought by employers in April 2021 are listed below, along with their % change from March 2021.

Software Developers, Applications	Managers, All Other	Computer Systems Engineers & Architects	Registered Nurses	Retail Salespersons	Sales Representatives, Wholesale & Manufacturing**	Information Security Analysts	Management Analysts	Costumer Service Representatives	Computer Systems Analysts
2,455	**1,326**	**1,207**	**879**	**874**	**835**	**813**	**671**	**594**	**548**
-2.3% ↓ Change from Mar.	-4.3% ↓ Change from Mar.	-6.1% ↓ Change from Mar.	22.1% ↑ Change from Mar.	17.9% ↑ Change from Mar.	11.3% ↑ Change from Mar.	-3.7% ↓ Change from Mar.	-8.1% ↓ Change from Mar.	6.5% ↑ Change from Mar.	1.5% ↑ Change from Mar.

Information Technology Project Managers	Network & Computer Systems Administrator	First-Line Supervisors of Retail Sales Workers	Heavy & Tractor-Trailer Truck Drivers	Sales Managers
505	**499**	**499**	**473**	**468**
12.0% ↑ Change from Mar.	-3.3% ↓ Change from Mar.	20.5% ↑ Change from Mar.	84.8% ↑ Change from Mar.	-0.6% ↓ Change from Mar.

**Except Technical & Scientific Products

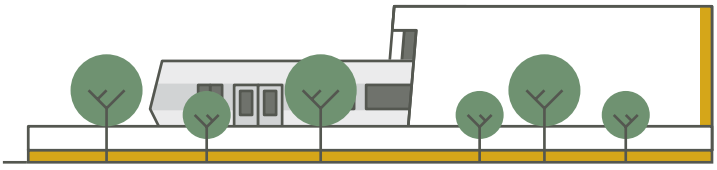

Top 25 Companies Hiring & Job Postings

01. Deloitte	1,200	14. Inova Health System	193
02. Amazon	745	15. Perspecta	192
03. General Dynamics	542	16. The MITRE Corporation	192
04. Leidos	499	17. KPMG	181
05. Booz Allen Hamilton	411	18. Jacobs Engineering Group	159
06. CACI	389	19. Navy Federal Credit Union	153
07. Northrop Grumman	365	20. Raytheon	152
08. Capital One	273	21. Home Depot	138
09. SAIC	268	22. U.S. Government	134
10. Anthem Blue Cross	259	23. BAE Systems	131
11. Allied Universal	228	24. Hospital Corporation of America	125
12. ManTech International	214	25. George Mason University	121
13. Microsoft	199		

NOVA | Northern Virginia Community College

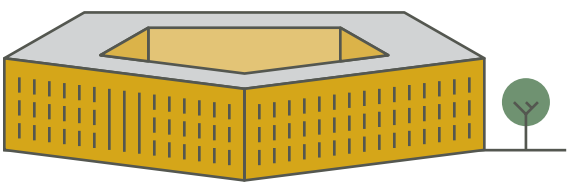

www.nvcc.edu/lmi