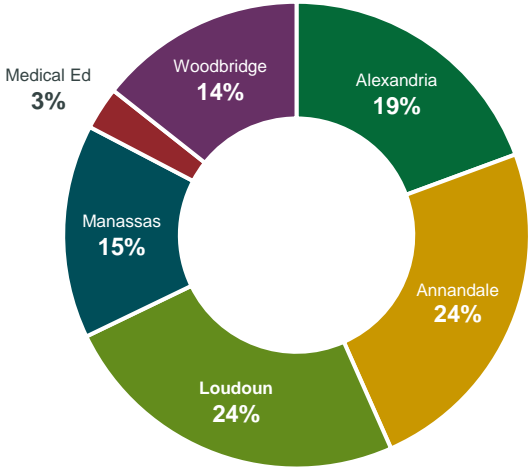


Fall 2019: Student Profile

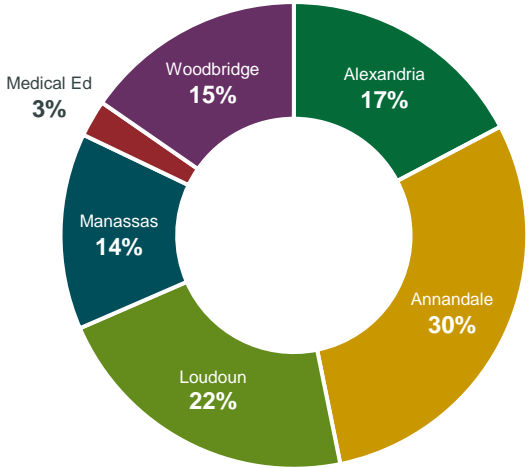
HEADCOUNT

Alexandria	10,043	19.4%
Annandale	12,428	24.0%
Loudoun	12,689	24.5%
Manassas	7,681	14.8%
Medical Ed	1,540	3.0%
Woodbridge	7,441	14.4%
TOTAL	51,822	100.0%

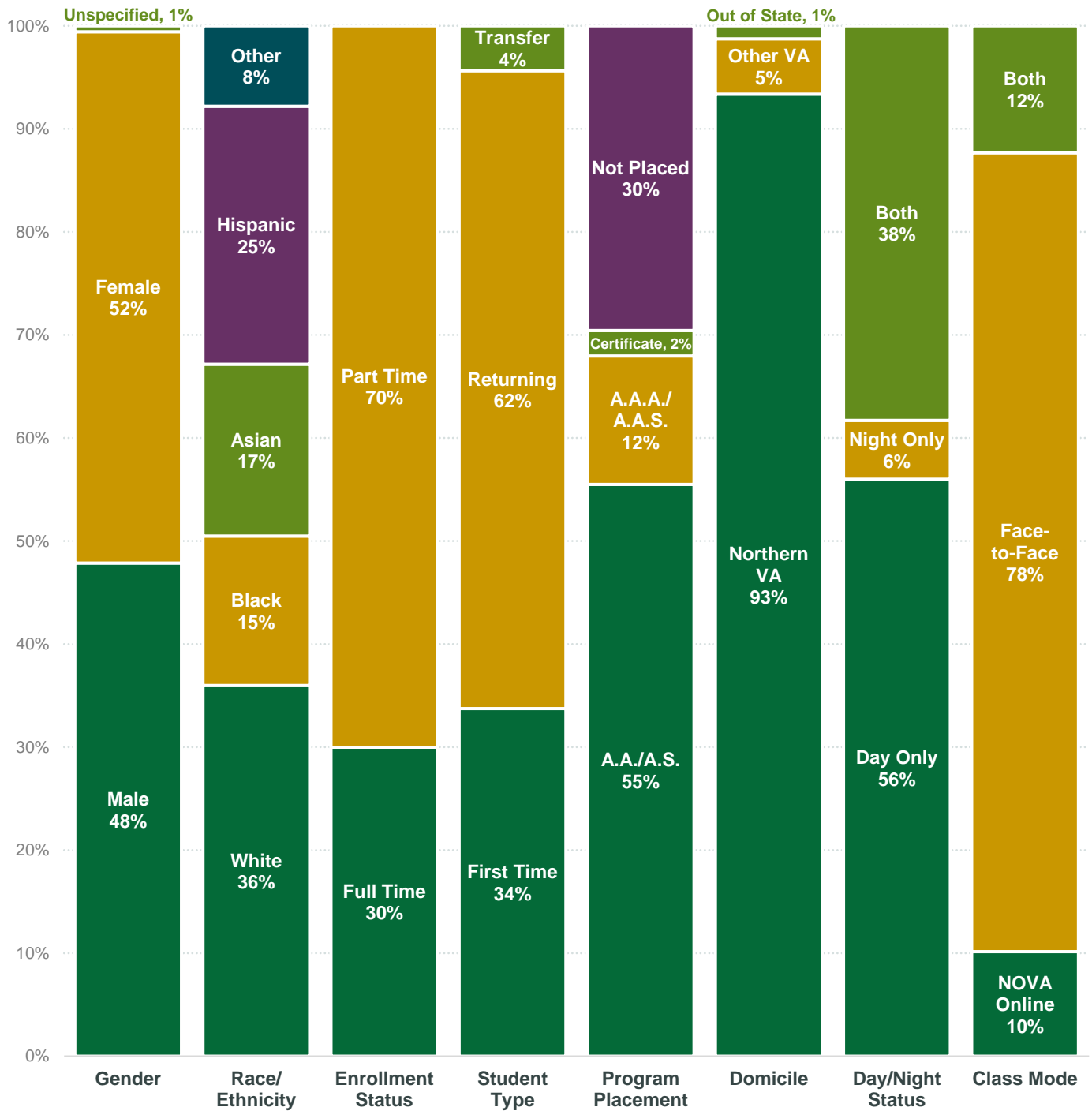


FTES

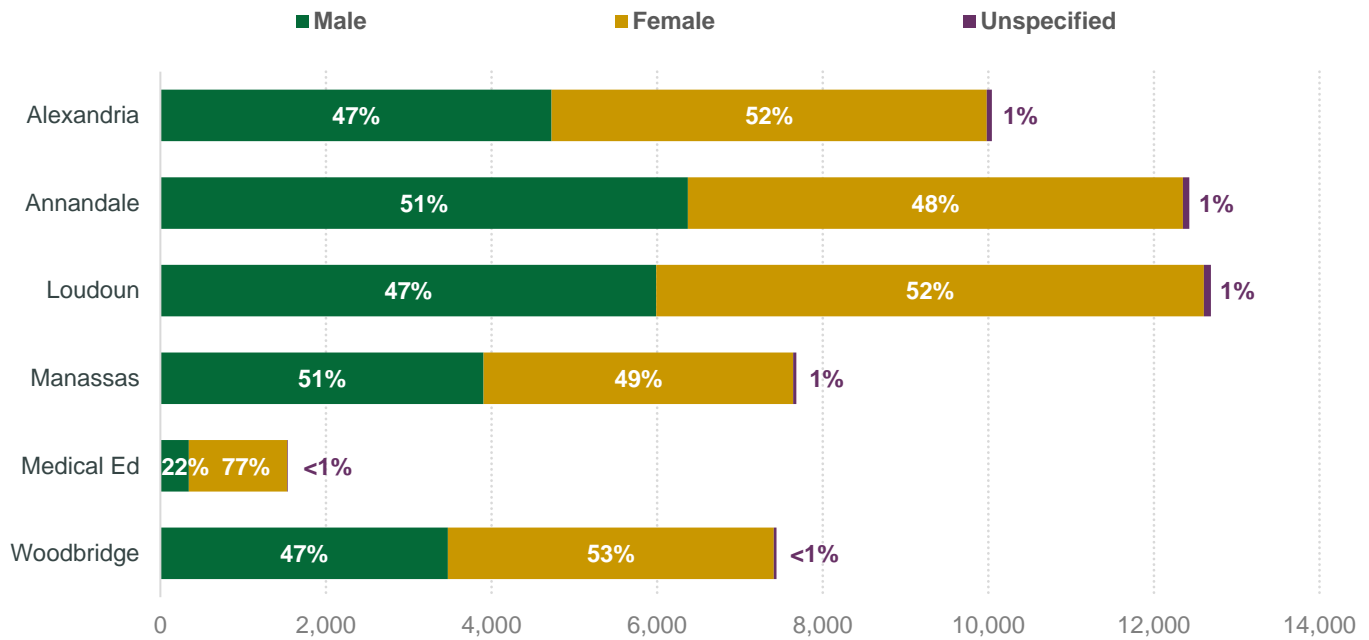
Alexandria	4,809	17.3%
Annandale	8,210	29.5%
Loudoun	6,029	21.7%
Manassas	3,786	13.6%
Medical Ed	707	2.5%
Woodbridge	4,273	15.4%
TOTAL	27,814	100.0%



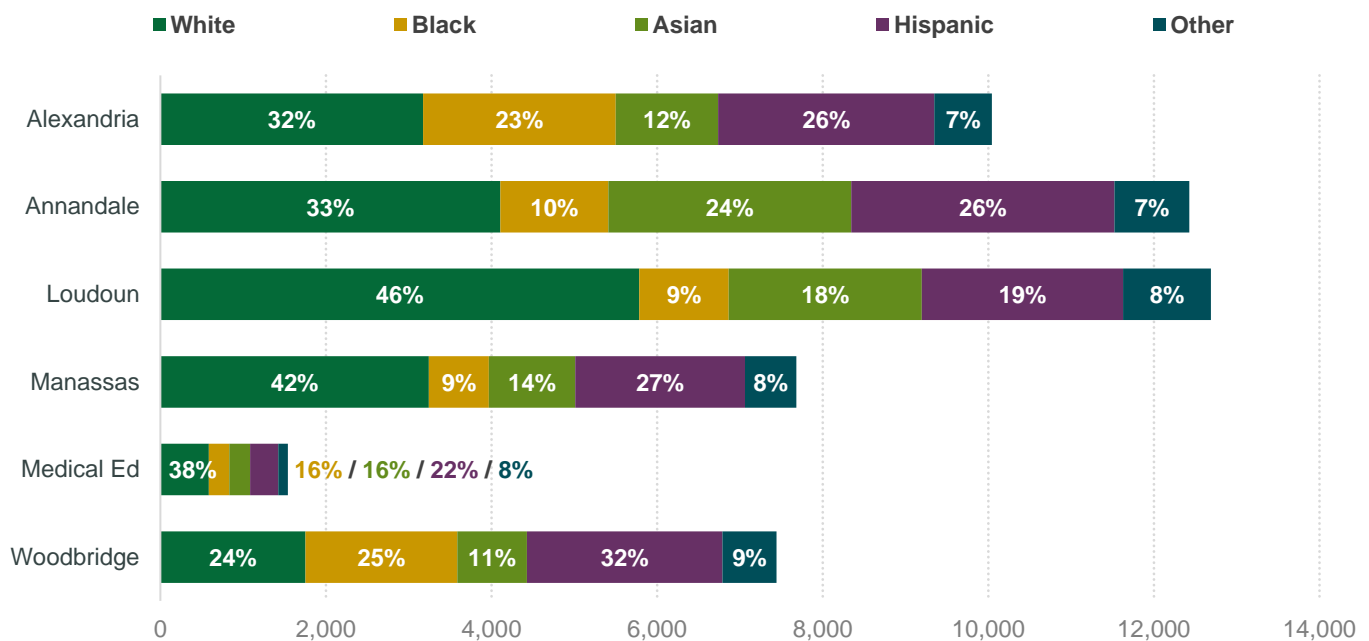
COLLEGE-WIDE



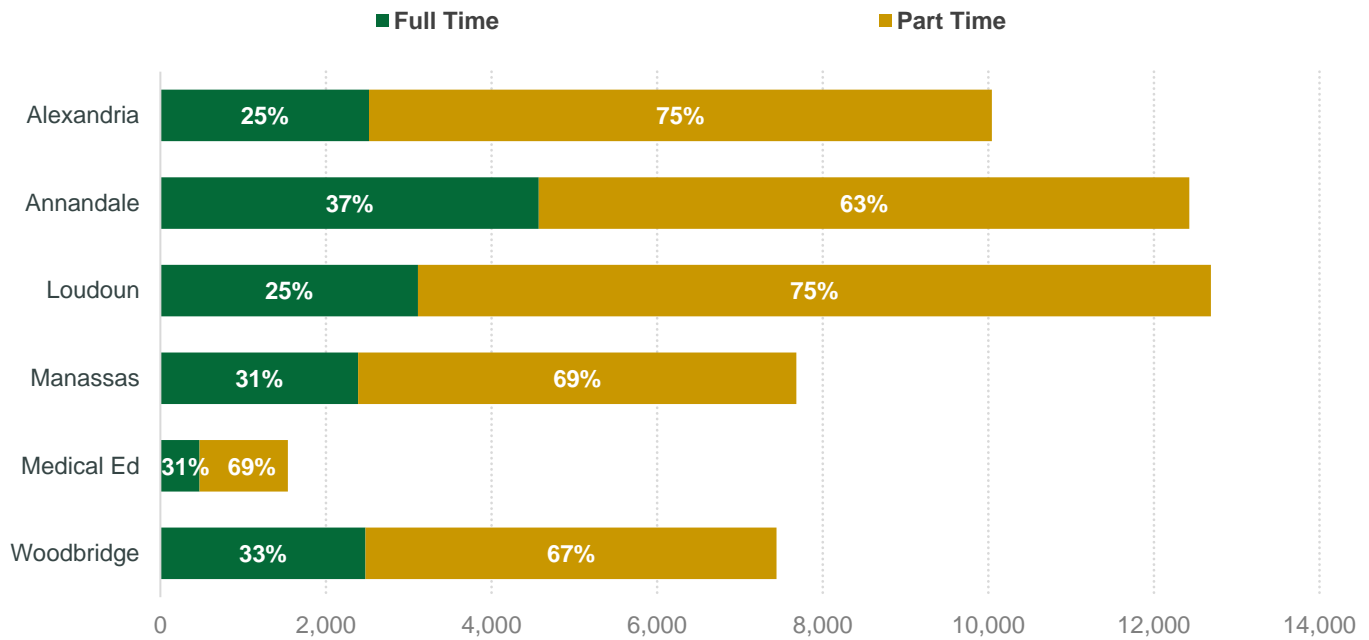
GENDER BY CAMPUS



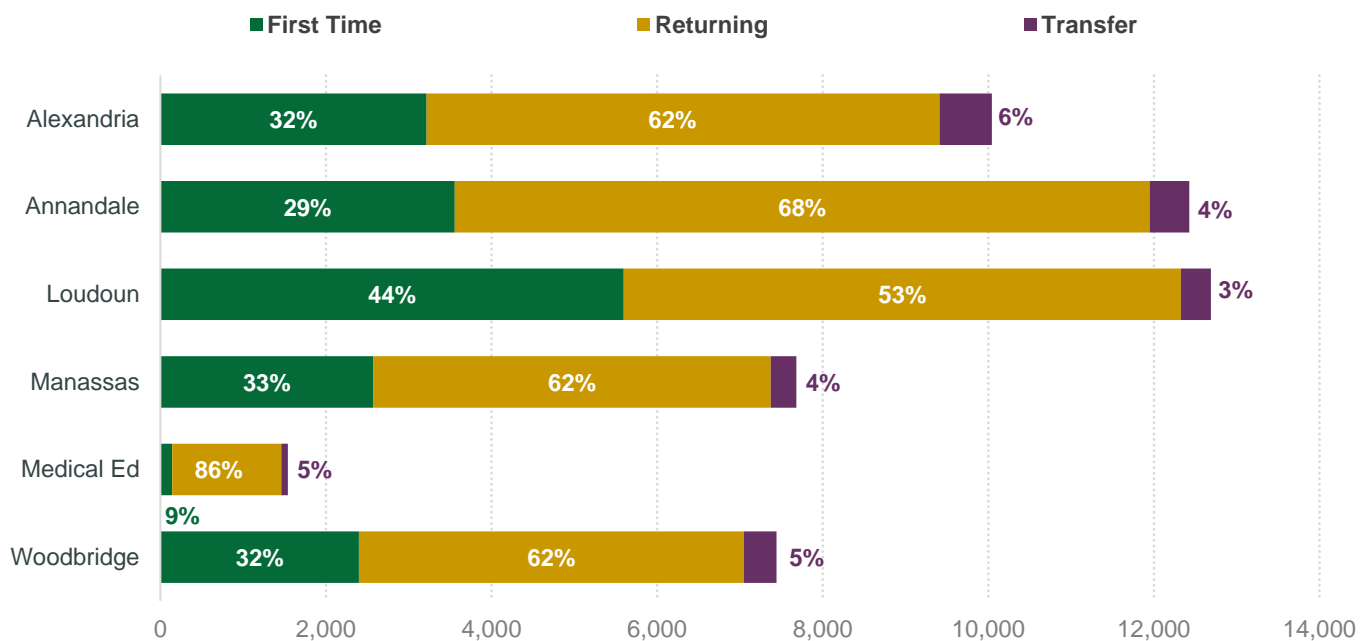
RACE/ETHNICITY BY CAMPUS



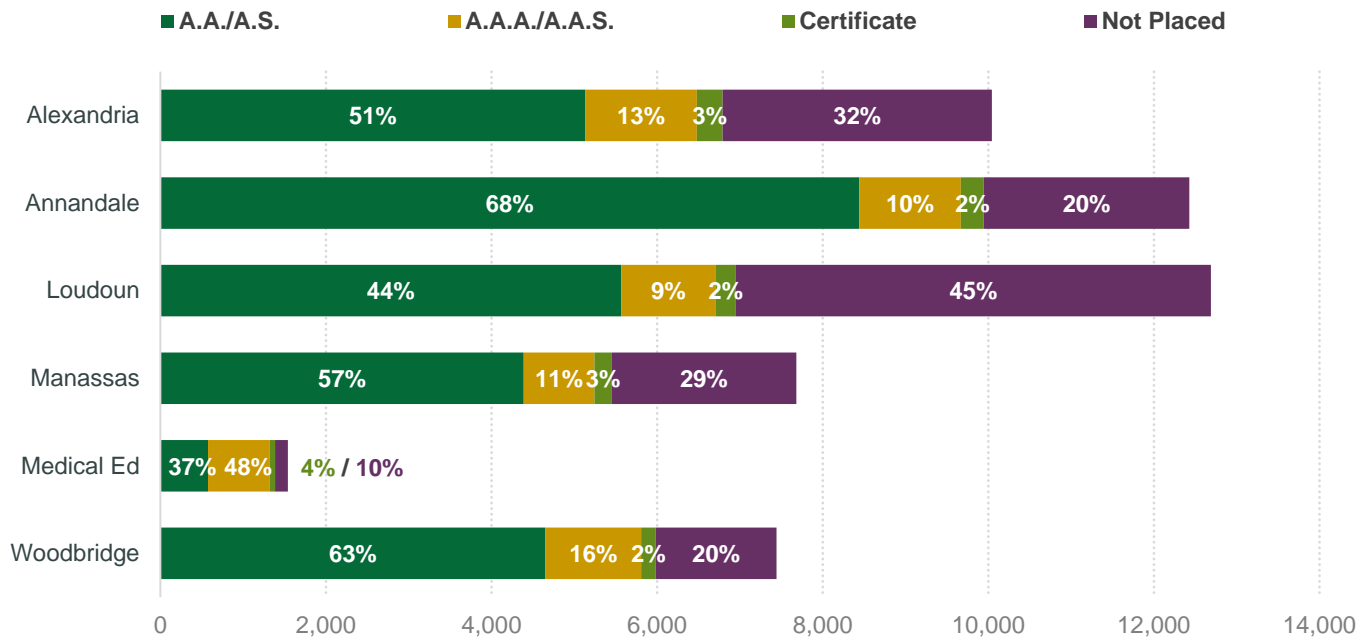
ENROLLMENT STATUS BY CAMPUS



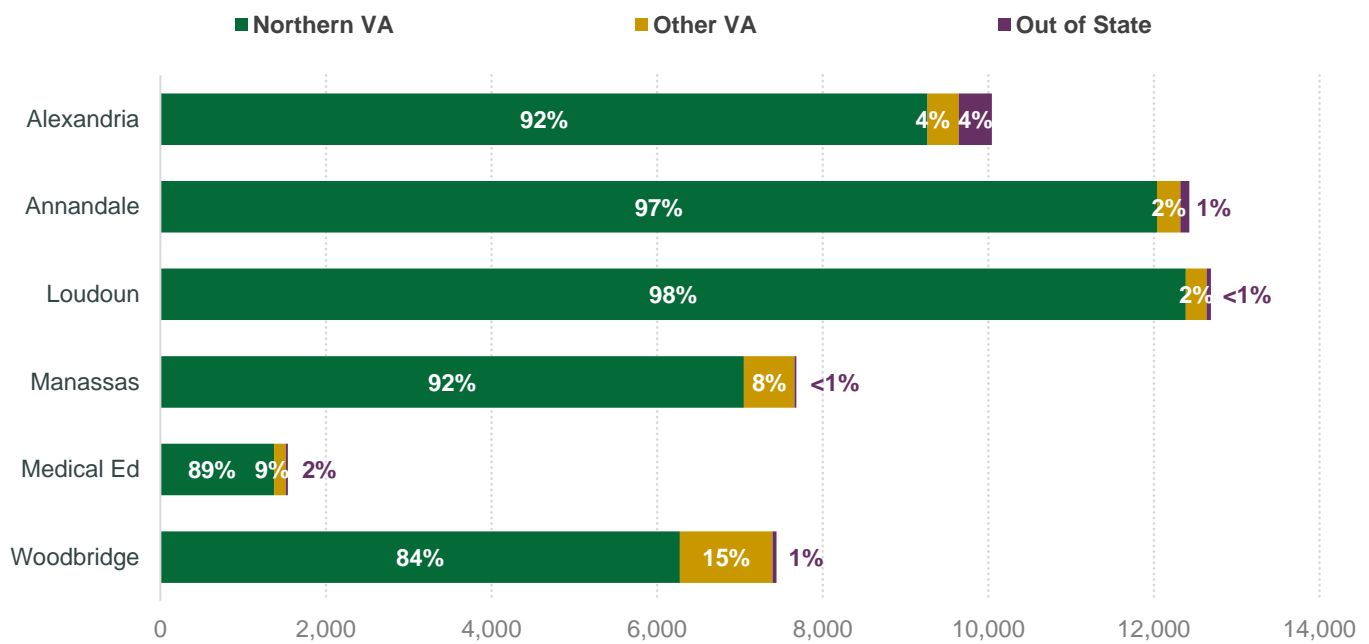
STUDENT TYPE BY CAMPUS



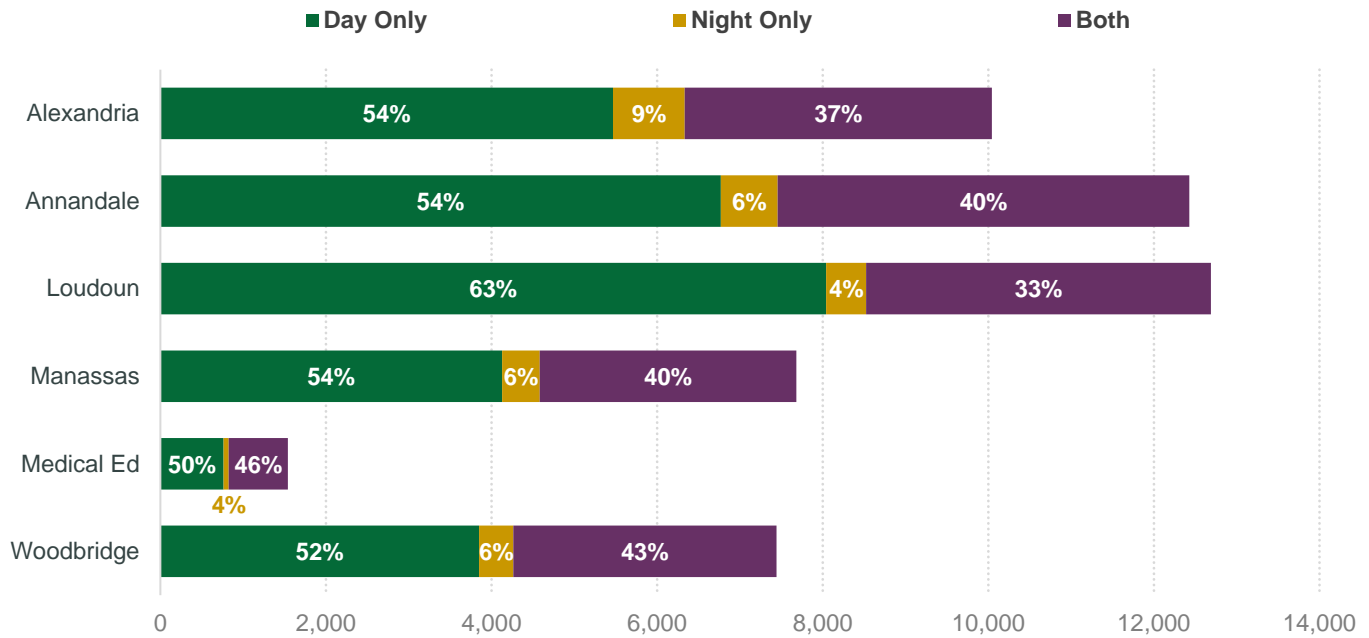
PROGRAM PLACEMENT BY CAMPUS



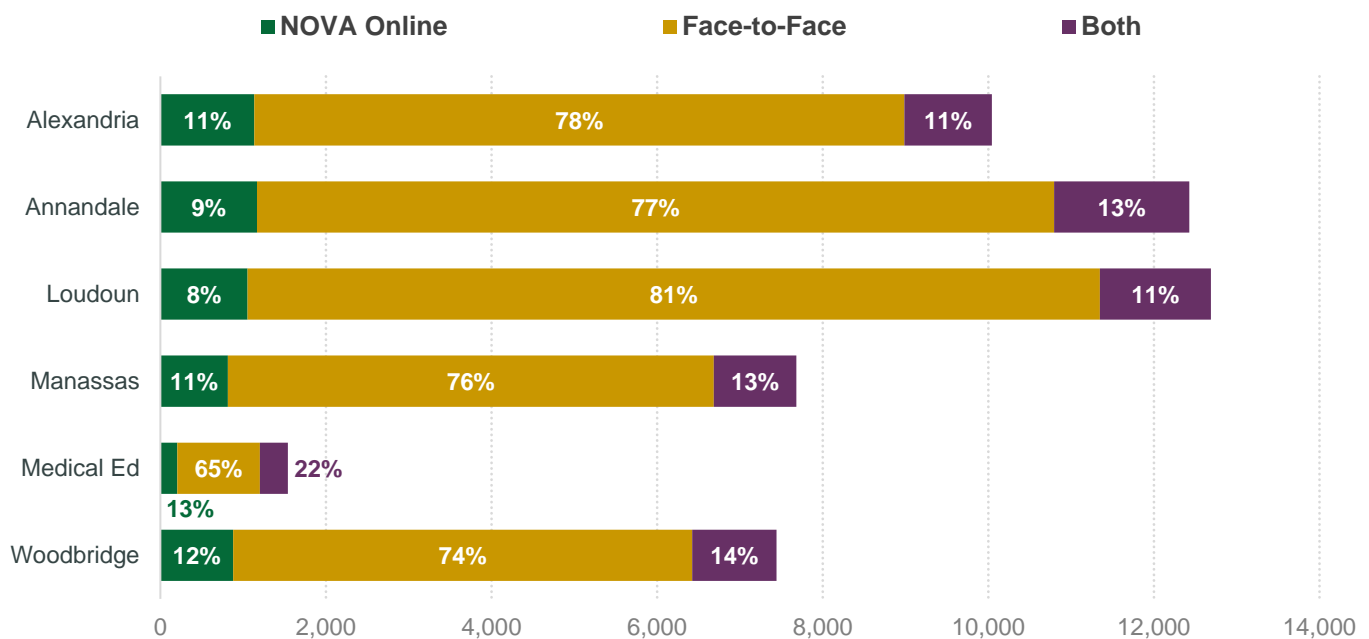
DOMICILE BY CAMPUS



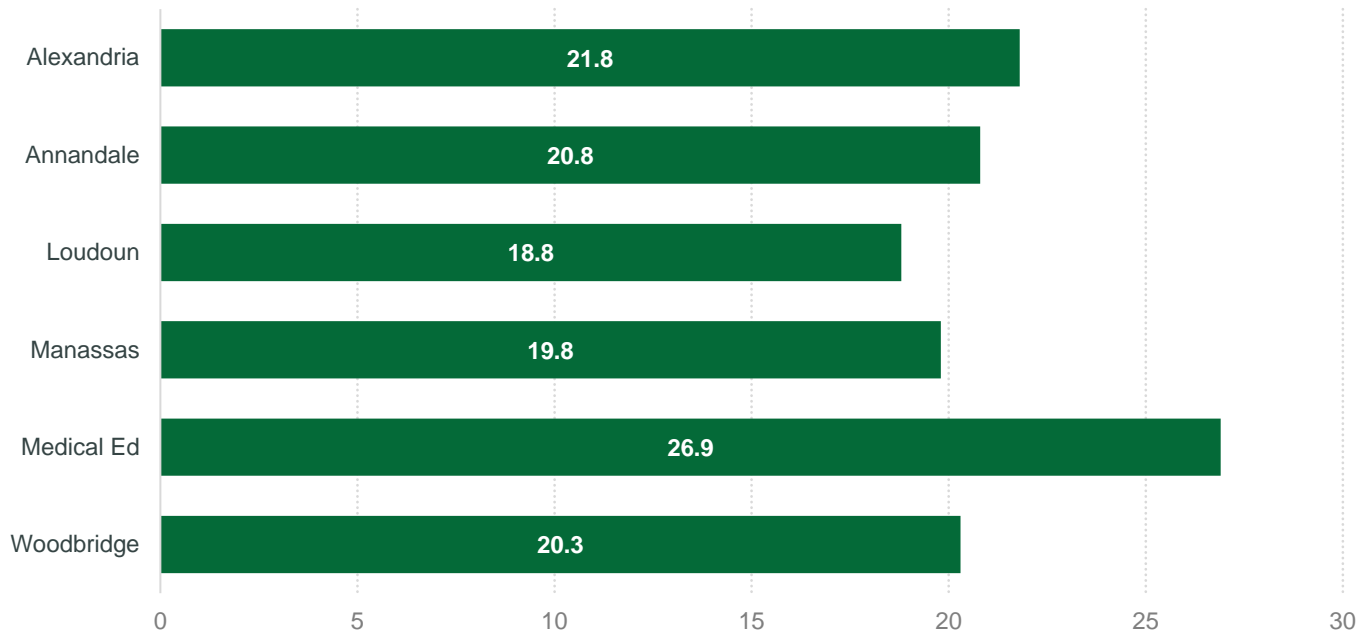
DAY/NIGHT STATUS BY CAMPUS



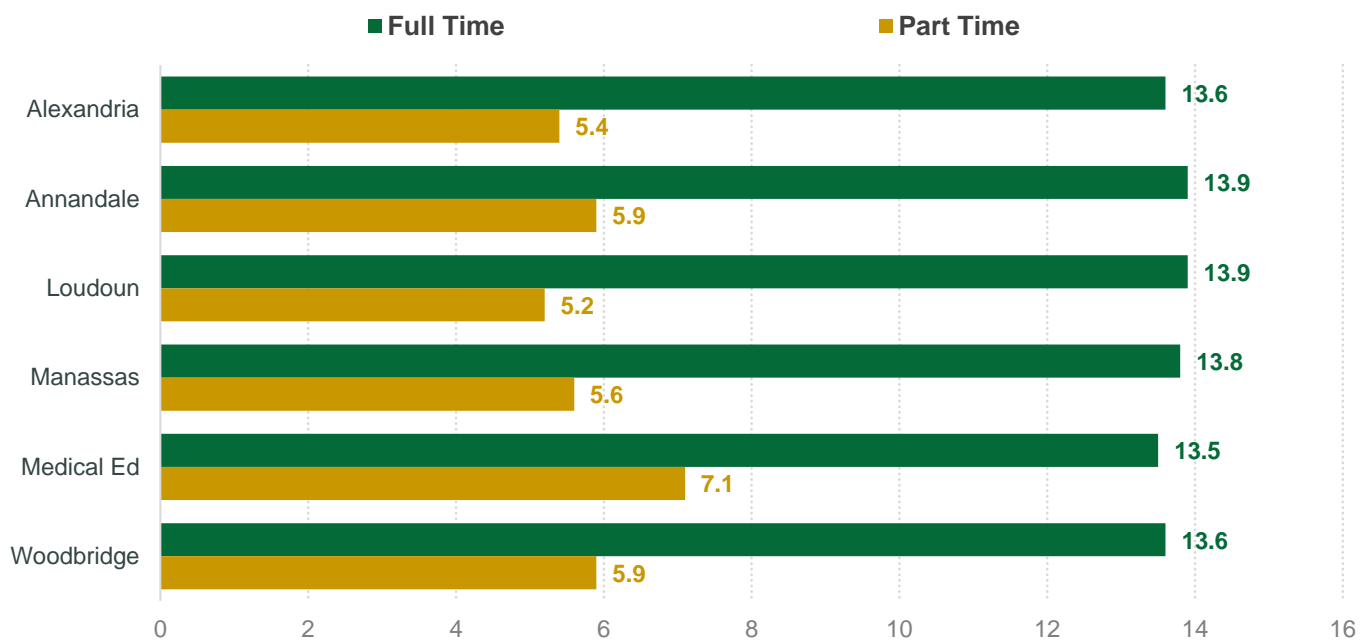
CLASS MODE BY CAMPUS



MEDIAN AGE BY CAMPUS



AVERAGE CREDIT HOUR LOAD BY CAMPUS



Fall 2019: Student Profile

	Alexandria		Annandale		Loudoun		Manassas		Medical Ed		Woodbridge		College	
	#	%	#	%	#	%	#	%	#	%	#	%	#	%
Headcount	10,043	19.4	12,428	24.0	12,689	24.5	7,681	14.8	1,540	3.0	7,441	14.4	51,822	100.0
FTEs	4,809	17.3	8,210	29.5	6,029	21.7	3,786	13.6	707	2.5	4,273	15.4	27,814	100.0
Gender														
Male	4,725	47.0	6,372	51.3	5,988	47.2	3,904	50.8	343	22.3	3,473	46.7	24,805	47.9
Female	5,257	52.3	5,978	48.1	6,615	52.1	3,738	48.7	1,190	77.3	3,936	52.9	26,714	51.5
Unspecified	61	0.6	78	0.6	86	0.7	39	0.5	7	0.5	32	0.4	303	0.6
Race/Ethnicity														
White	3,173	31.6	4,107	33.0	5,783	45.6	3,243	42.2	586	38.1	1,752	23.5	18,644	36.0
Black/African American	2,326	23.2	1,303	10.5	1,082	8.5	724	9.4	246	16.0	1,834	24.6	7,515	14.5
Asian	1,238	12.3	2,935	23.6	2,332	18.4	1,043	13.6	251	16.3	842	11.3	8,641	16.7
Hispanic/Latino	2,611	26.0	3,178	25.6	2,431	19.2	2,052	26.7	341	22.1	2,361	31.7	12,974	25.0
Other	695	6.9	905	7.3	1,061	8.4	619	8.0	116	7.6	652	8.8	4,048	7.8
Enrollment Status														
Full-Time	2,520	25.1	4,570	36.8	3,111	24.5	2,388	31.1	474	30.8	2,477	33.3	15,540	30.0
Part-Time	7,523	74.9	7,858	63.2	9,578	75.5	5,293	68.9	1,066	69.2	4,964	66.7	36,282	70.0
Student Type														
First Time	3,216	32.0	3,555	28.6	5,597	44.1	2,573	33.5	142	9.2	2,398	32.2	17,481	33.7
Returning	6,195	61.7	8,394	67.5	6,728	53.0	4,800	62.5	1,319	85.7	4,650	62.5	32,086	61.9
Transfer	632	6.3	479	3.9	364	2.9	308	4.0	79	5.1	393	5.3	2,255	4.4
Program Placement														
A.A. / A.S.	5,134	51.1	8,441	67.9	5,566	43.9	4,389	57.1	576	37.4	4,651	62.5	28,757	55.5
A.A.A. / A.A.S.	1,345	13.4	1,228	9.9	1,137	9.0	853	11.1	741	48.1	1,156	15.5	6,460	12.5
Cert.	312	3.1	275	2.2	248	2.0	205	2.7	69	4.5	174	2.3	1,283	2.5
Not Placed	3,252	32.4	2,484	20.0	5,738	45.2	2,234	29.1	154	10.0	1,460	19.6	15,322	29.6
Domicile														
Northern Virginia	9,266	92.3	12,037	96.9	12,385	97.6	7,047	91.7	1,374	89.2	6,275	84.3	48,384	93.4
Other VA	376	3.7	282	2.3	252	2.0	611	8.0	141	9.2	1,118	15.0	2,780	5.4
Out of State	401	4.0	109	0.9	52	0.4	23	0.3	25	1.6	48	0.6	658	1.3
Day/Night Status														
Day Only	5,467	54.4	6,769	54.5	8,041	63.4	4,127	53.7	764	49.6	3,850	51.7	29,018	56.0
Night Only	866	8.6	686	5.5	483	3.8	454	5.9	61	4.0	412	5.5	2,962	5.7
Both	3,710	36.9	4,973	40.0	4,165	32.8	3,100	40.4	715	46.4	3,179	42.7	19,842	38.3
Class Mode														
NOVA Online	1,135	11.3	1,168	9.4	1,054	8.3	816	10.6	205	13.3	880	11.8	5,258	10.1
Face-to-Face	7,850	78.2	9,627	77.5	10,293	81.1	5,869	76.4	997	64.7	5,543	74.5	40,179	77.5
Both	1,058	10.5	1,633	13.1	1,342	10.6	996	13.0	338	22.0	1,018	13.7	6,385	12.3
Summary by Location														
	Alexandria		Annandale		Loudoun		Manassas		Medical Ed		Woodbridge		College	
Median Age	21.8		20.8		18.8		19.8		26.9		20.3		20.3	
Average Credit Hour Load														
Full-Time	13.6		13.9		13.9		13.8		13.5		13.6		13.8	
Part-Time	5.4		5.9		5.2		5.6		7.1		5.9		5.6	

Source: Office of Institutional Effectiveness and Student Success

Notes: **Race/Ethnicity:** Categories based on VCCS' new race categories. Category 'Other' includes Native American, Native Hawaiian/Pacific Islanders, Two or More Races, Not Specified, and Unknown.

Student Type: Starting Fall 2019 the methodology used for categorizing student type has been modified as follows: 'First Time' = First-time in college students, including students who were dual enrolled within the previous 4 years (not currently dual enrolled). 'Returning' = Returning students and students who are not part of the 'First Time' student group. 'Transfer' = Students who transferred to NOVA from another college.