

City of Fairfax

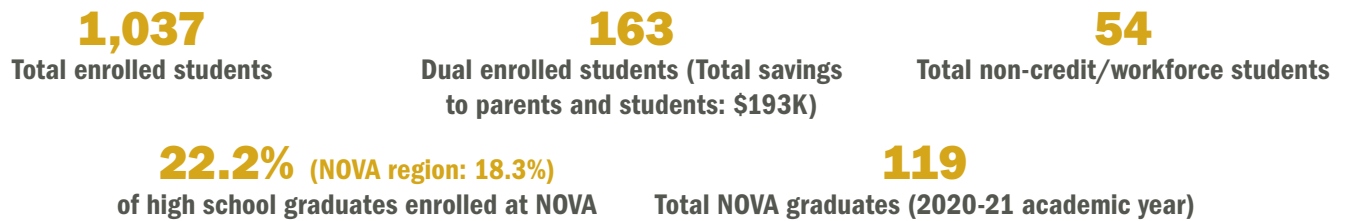
Education Profile 2022

NOVA's Annandale Campus

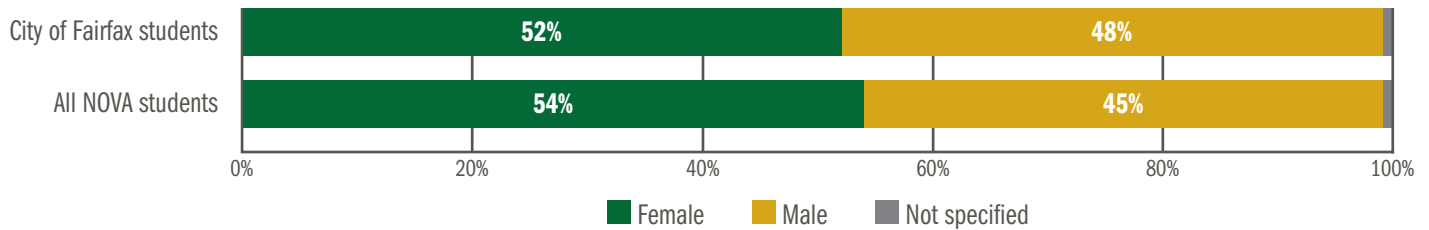
NOVA Offers:

Total for-credit programs (2021-22)	Associate's degrees	Certificates	Career studies certificates	Non-credit/workforce programs & courses (2021-22)
116	63	9	44	164

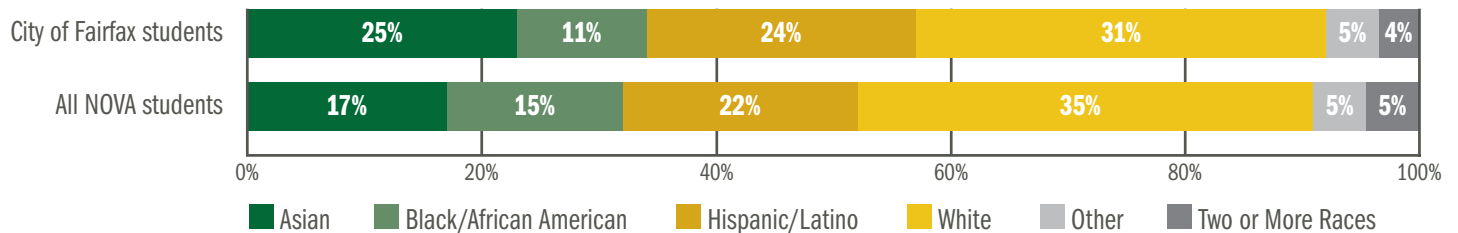
All data on this page is as of the 2021-22 academic year, unless otherwise specified. Some values may not sum to 100% due to rounding.



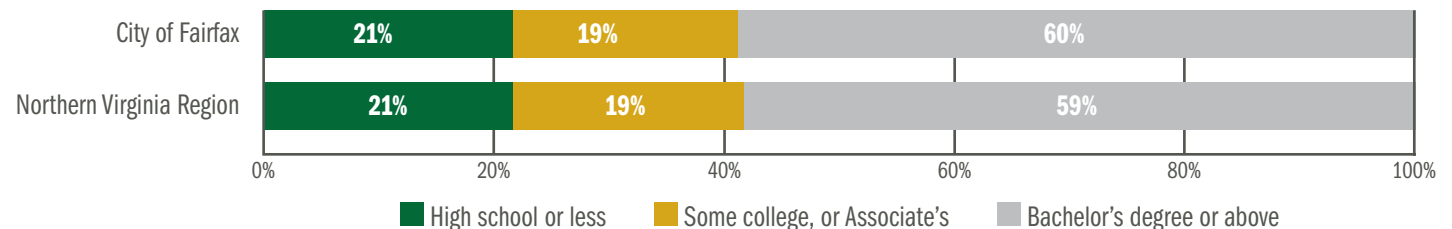
Gender of Enrolled Students (Credit Only)



Race/Ethnicity of Enrolled Students (Credit Only)



Educational Attainment of Population Aged 25 Years and Over (2020)



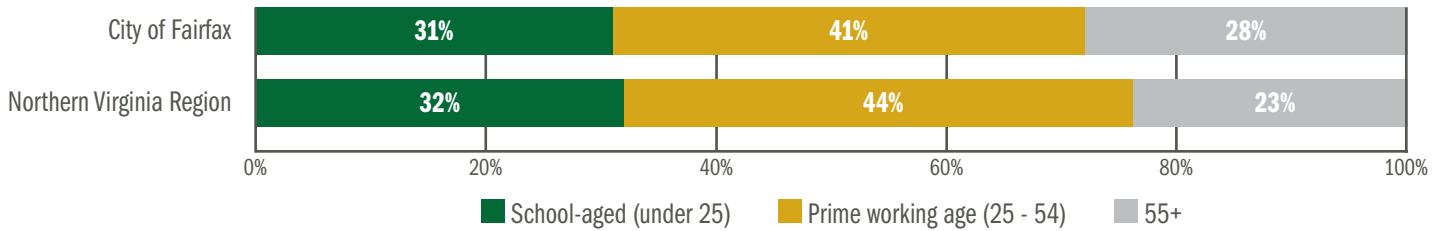
City of Fairfax

Workforce Profile 2022

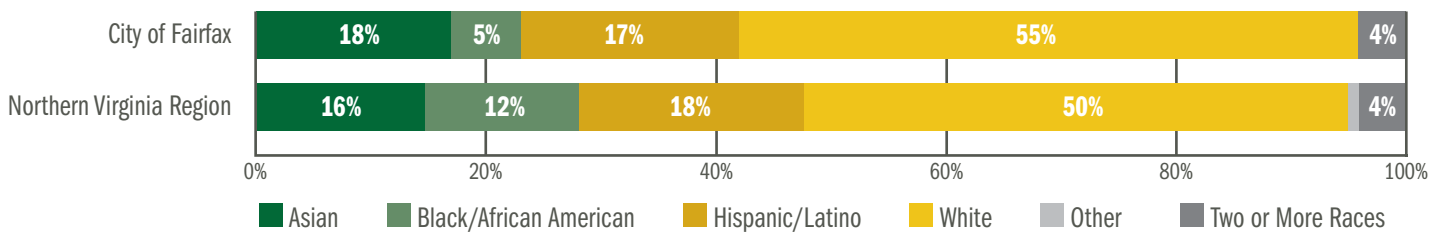
NOVA's Annandale Campus

24,276 Total population (2021) **38** Median age (2020) **12,004** Total employed residents (2021)

Age of Population (2020)



Race/Ethnicity of Population (2020)



\$2.6 billion
Total GDP (2021)

\$109.0K
GDP per capita (2021)
(NOVA Region: \$92.4K)

\$110K
Median household income (2020)
(NOVA Region: \$121K)

	Workers commuting in	Residents commuting out	Residential workers
City of Fairfax	96% of employed	91% of residents	4% employed / 9% of residents
Northern Virginia Region	31% of employed	28% of residents	69% employed / 72% of residents

3.4%
Unemployment rate (2021 average)
(NOVA Region: 3.5%)

Top 5 Largest Employers by Employment (Q2 2022)

County of Fairfax
First Watch Restaurants
City of Fairfax
Zeta Associates
Ted Britt Ford Sales

Top 5 Concentrated Industries (2021)

Auto dealers
Legal services
Home health care services
Computer systems design
Justice, public order, and safety activities