

## Advisement Report (Degree Progress/Graduation)

1. **Log into NOVAConnect** by clicking **My NOVA** on the NOVA home page.
2. **Click VCCS 9.0: Student Information System.**
3. Click **Self Service.**
4. Click **Student Center.**
5. Go to **Academics** heading
6. Click on **My Academics**
7. Click on **View My Advisement Report**

### My Academics

---

<b>Academic Requirements</b>	<a href="#">View my advisement report</a>
<b>What-If Report</b>	<a href="#">Create a what-if scenario</a>
<b>Advisors</b>	<a href="#">View my advisors</a>
<b>Transfer Credit</b>	<a href="#">View my transfer credit report</a>
<b>Course History</b>	<a href="#">View my course history</a>
<b>Transcript</b>	<a href="#">View my unofficial transcript</a> <a href="#">Request official transcript</a>

8. Click on **Expand All** button




### My Academic Requirements

---

Northern Virginia Comm College | Credit

This report last generated on 03/01/2012 10:26AM

[collapse all](#) [expand all](#)

 Taken  In Progress  Planned

**IMPORTANT INFORMATION NOTES FOR ALL PLANS**

For Career and Curricular information, refer to the Plan(s) below.

**Academic Reports Note**

These are Academic Reports for information only. You should review the college catalog and work with your faculty advisor to determine the order in which to take classes and how to complete requirements for graduation certification.

**Transcript Key Note**

KEY TO CODES: EN=Enrollment at NVCC; TR and OT = Course transferred to NVCC; T = Transfer Course Grade; IP = Course In-Progress; PT= Placement Test

**Note: This report is currently under development. Please contact your faculty advisor for assistance in reviewing your academic requirements for graduation.**