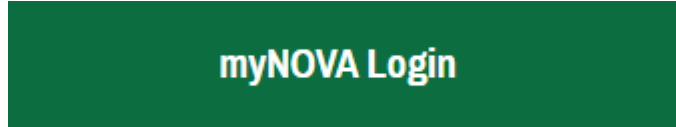
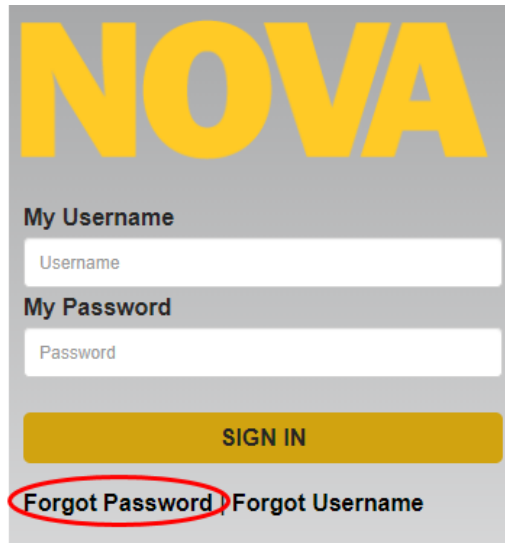


myNOVA Password Reset

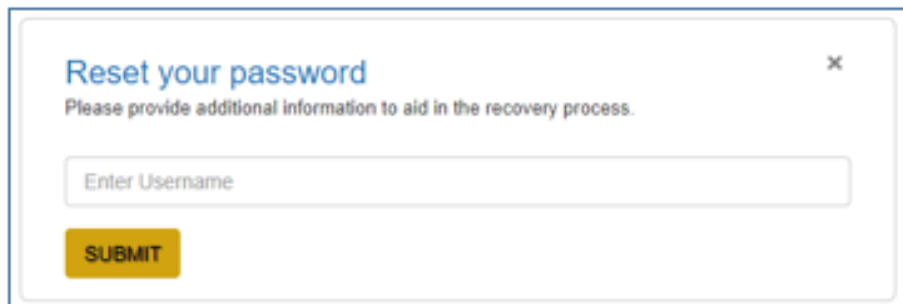
1. Click on the **myNOVA** tab on the NOVA home page.
2. Click the green myNOVA Login box on the next page



3. When the new page appears. Click **Forgot Password** below the login box

A login form for NOVA. At the top is the word "NOVA" in large, bold, yellow letters. Below it are two input fields: "My Username" with a placeholder "Username" and "My Password" with a placeholder "Password". A yellow "SIGN IN" button is below the fields. At the bottom, there are two links: "Forgot Password" (circled in red) and "Forgot Username".

4. Enter your MyNova username and click **SUBMIT**

A "Reset your password" form. The title "Reset your password" is in blue. Below it is the text "Please provide additional information to aid in the recovery process." There is a text input field with the placeholder "Enter Username". A yellow "SUBMIT" button is at the bottom left. A close button (X) is at the top right.

5. The system will prompt you to answer three of your security questions.

Reset your password ×

Please provide additional information to aid in the recovery process.

Mother maiden name

Answer

SKIP **NEXT**

6. Once each question is answered, press the **NEXT** button.
7. You can skip a question, as long as you correctly answer 3 of the 5 questions
8. You will be prompted to enter a new password, enter one that meets the security standards found on the right side of the page.
 - At least one UPPERCASE letter
 - At least one lowercase letter
 - At least one number (0-9)
 - At least one special character (e.g. ` ~ ! @ # \$ % ^ & * () _ + { } [] - \ / ? : ' ,)

Please create your new password

J

jls

New Password i

Confirm Password

SUBMIT

9. Press the **SUBMIT** button.