

# City of Manassas Park

## Education Profile 2023

NOVA: Manassas Campus

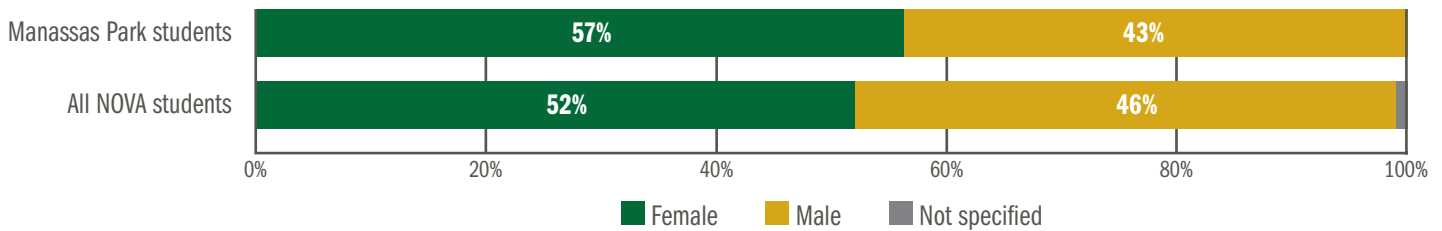
### NOVA Offers:

Total for-credit programs (2023-24)	Associate's degrees	Certificates	Career studies certificates	Non-credit/workforce programs & courses (2022-23)
119	63	8	48	146

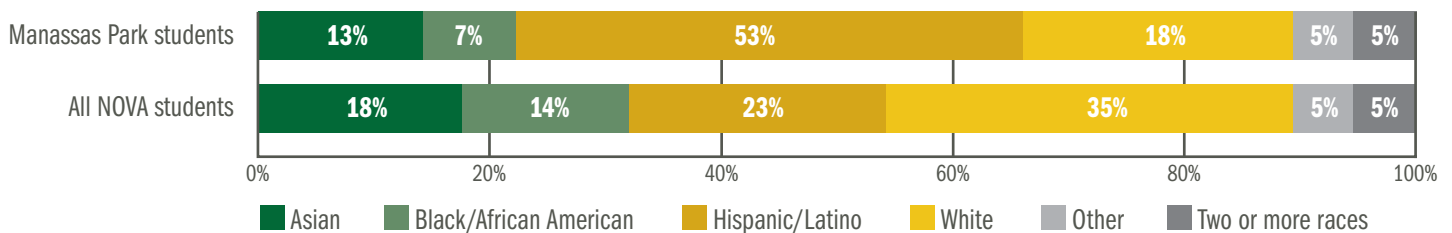
All data on this page is as of the 2022-23 academic year, unless otherwise specified. Some values may not sum to 100% due to rounding.

<b>375</b> Total enrolled students	<b>59</b> Dual enrolled students (Total savings to parents and students: \$77K)	<b>61</b> Total non-credit/workforce students
<b>21.2%</b> (NOVA region: 18.9%) of high school graduates enrolled at NOVA	<b>45</b> Total NOVA graduates (2021-22 academic year)	

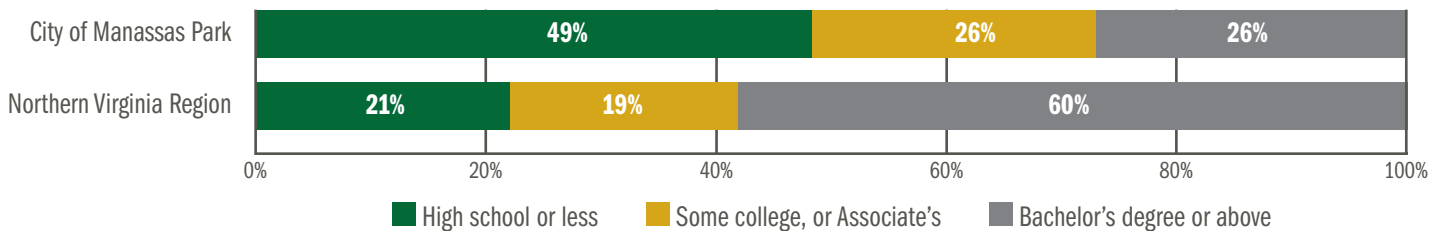
### Gender of Enrolled Students (Credit Only)



### Race/Ethnicity of Enrolled Students (Credit Only)



### Educational Attainment of Population Aged 25 Years and Over (2021)



Sources: NOVA Office of Strategic Insights; NOVA Workforce; U.S. Census Bureau, 2017-2021 American Community Survey 5-Year Estimates.

# City of Manassas Park

## Workforce Profile 2023

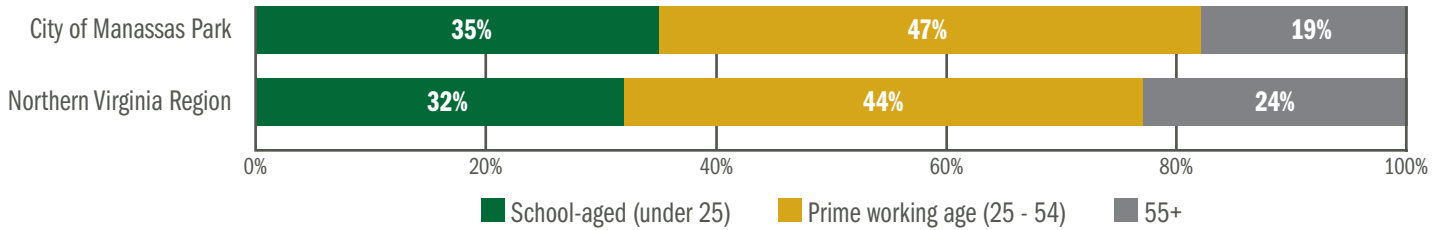
NOVA: Manassas Campus

**17,081**  
Total population (2021)

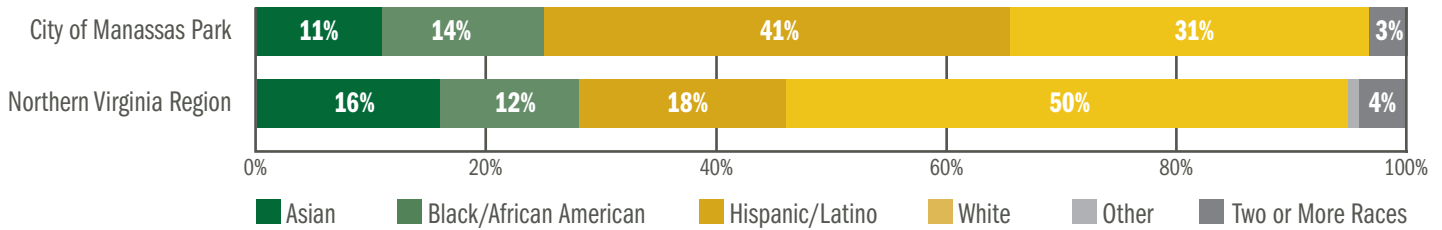
**35.5**  
Median age (2021)

**9,562**  
Total employed residents (2022)

### Age of Population (2021)



### Race/Ethnicity of Population (2021)



**\$639.2 million**  
Total GDP

**\$37.4K**  
GDP per capita  
(NOVA Region: \$106.7K)

**\$91K**  
Median household income (2021)

	Workers commuting in	Residents commuting out	Residential workers
City of Manassas Park	91% of employed	95% of residents	10% of employed/6% of residents
Northern Virginia Region	33% of employed	28% of residents	68% employed/72% of residents

**2.5%**  
Unemployment rate (2022 average)  
(NOVA Region: 2.5%)

**322**  
Total job postings (2022)

### Top 5 Employers by Total Job Postings (2022)

Employer	Total Postings (2022)
Manassas Park City Schools	36
City of Manassas Park	21
Guidehouse	20
Petsuites	18
Cook Out	15

### Top 5 Concentrated Industries (2022)

Office administrative services
Specialty trade contractors (other)
Investigation and security services
Foundation/structure/building exterior contractors
Building finishing contractors

Sources: U.S. Census Bureau, 2017-2021 American Community Survey 5-Year Estimates; U.S. Census Bureau, LEHD Origin-Destination Employment Statistics, 2020; U.S. Bureau of Labor Statistics, Local Area Unemployment Statistics; Lightcast Analyst.



**Northern Virginia  
Community College**

**Labor Market Intelligence – Office of Strategic Insights**  
www.nvcc.edu/lmi | novalmi@nvcc.edu