

City of Alexandria Education Profile 2023

NOVA: Alexandria Campus

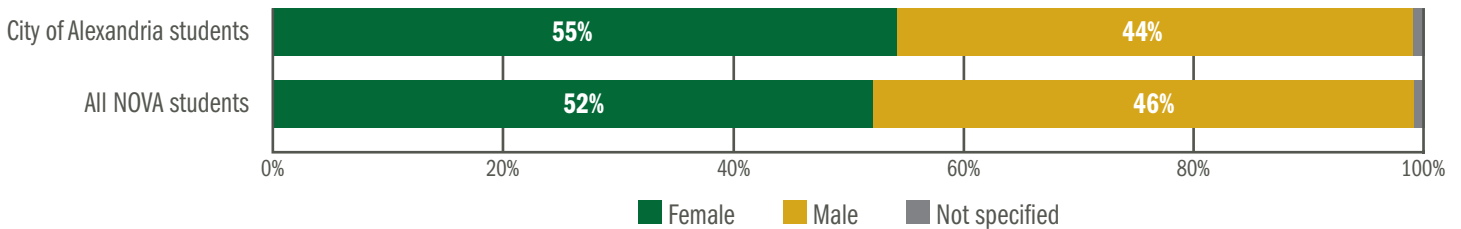
NOVA Offers:

Total for-credit programs (2023-24)	Associate's degrees	Certificates	Career studies certificates	Non-credit/workforce programs & courses (2022-23)
119	63	8	48	146

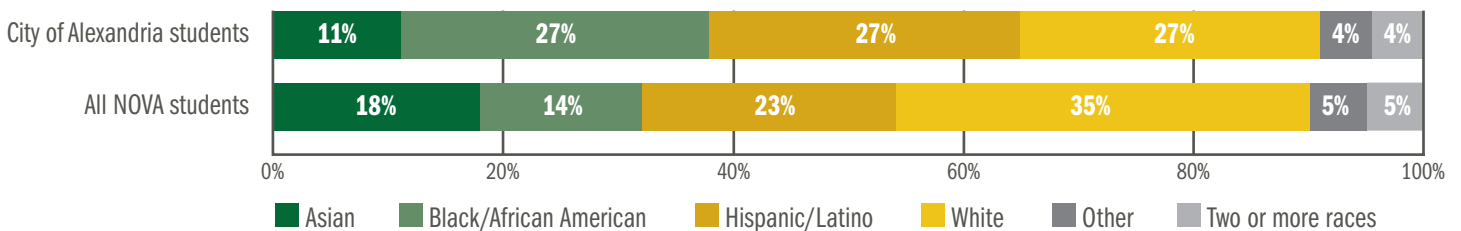
All data on this page is as of the 2022-23 academic year, unless otherwise specified. Some values may not sum to 100% due to rounding.

4,800 Total enrolled students	911 Dual enrolled students (total savings to parents and students: \$1.09M)	336 Total non-credit/workforce students
13.3% (NOVA region: 18.9%) of high school graduates enrolled at NOVA	500 Total NOVA graduates (2021-22 academic year)	

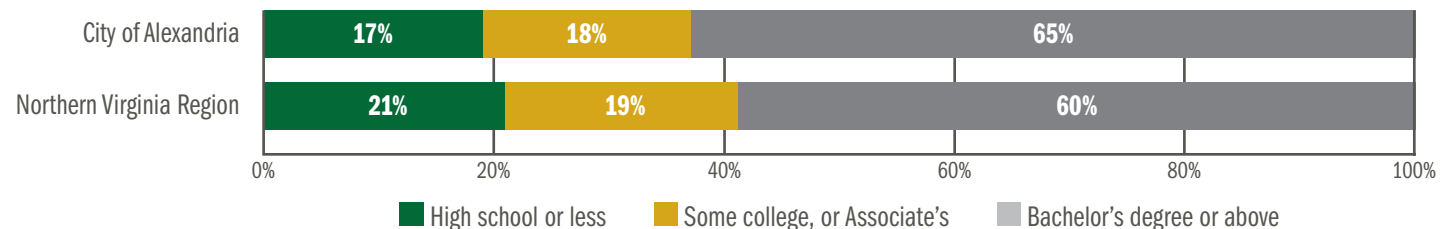
Gender of Enrolled Students (Credit Only)



Race/Ethnicity of Enrolled Students (Credit Only)



Educational Attainment of Population Aged 25 Years and Over (2021)



Sources: NOVA Office of Strategic Insights; NOVA Workforce; U.S. Census Bureau, 2017-2021 American Community Survey 5-Year Estimates.

City of Alexandria

Workforce Profile 2023

NOVA: Alexandria Campus

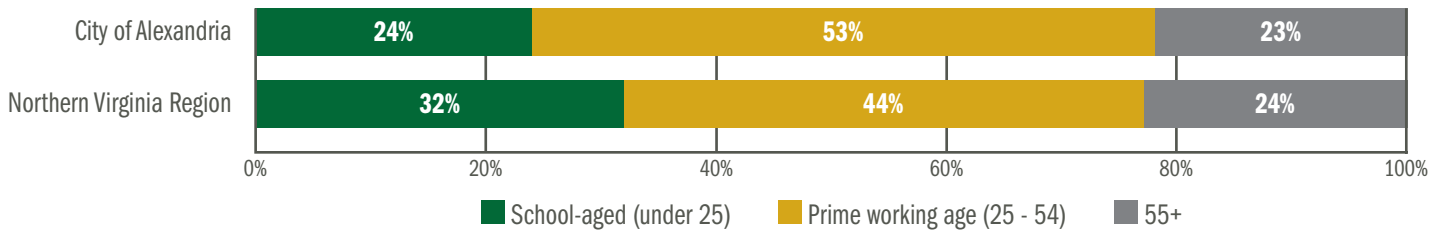
158,185
Total population (2021)

37.1
Median age (2021)

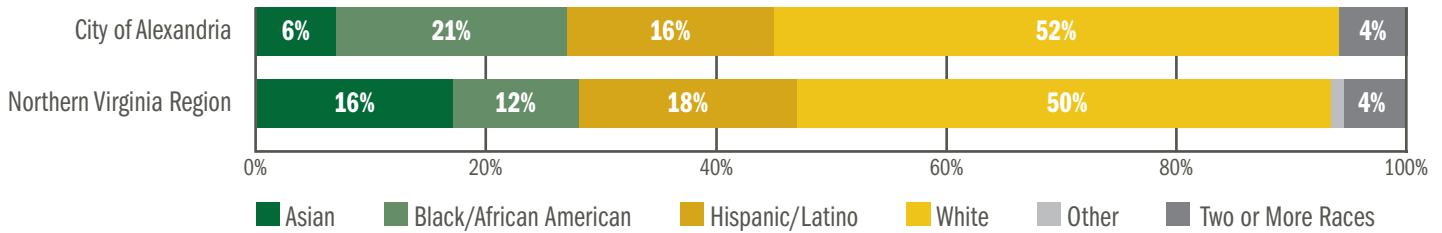
98,539
Total employed residents (2022)

164
NOVA employee residents

Age of Population (2021)



Race/Ethnicity of Population (2021)



\$16.4 billion
Total GDP

\$103.9K
GDP per capita
(NOVA Region: \$106.7K)

\$105K
Median household income (2021)

	Workers commuting in	Residents commuting out	Residential workers
City of Alexandria	87% of employed	85% of residents	13% employed / 16% of residents
Northern Virginia Region	33% of employed	28% of residents	68% employed / 72% of residents

2.4%
Unemployment rate (2022 average)
(NOVA Region: 2.5%)

29,627
Total job postings (2022)

339
Number of employers supported
by NOVA Career Services team

Top 5 Employers by Total Job Postings (2022)

Employer	Total Postings (2022)
KPMG	561
Leidos	371
Alexandria City Public Schools	346
Booz Allen Hamilton	312
Inova Health System	311

Top 5 Concentrated Industries (2022)

Business/professional/labor/political organizations
Federal government, civilian
Management, scientific, and technical consulting services
Private households
Scientific research and development

Sources: NOVA Department of Human Resources; NOVA Career Services; U.S. Census Bureau, 2017-2021 American Community Survey 5-Year Estimates; U.S. Census Bureau, LEHD Origin-Destination Employment Statistics, 2020; U.S. Bureau of Labor Statistics, Local Area Unemployment Statistics; Lightcast Analyst.



**Northern Virginia
Community College**

Labor Market Intelligence – Office of Strategic Insights
www.nvcc.edu/lmi | novalmi@nvcc.edu