

Arlington County Education Profile 2023

NOVA's Alexandria Campus

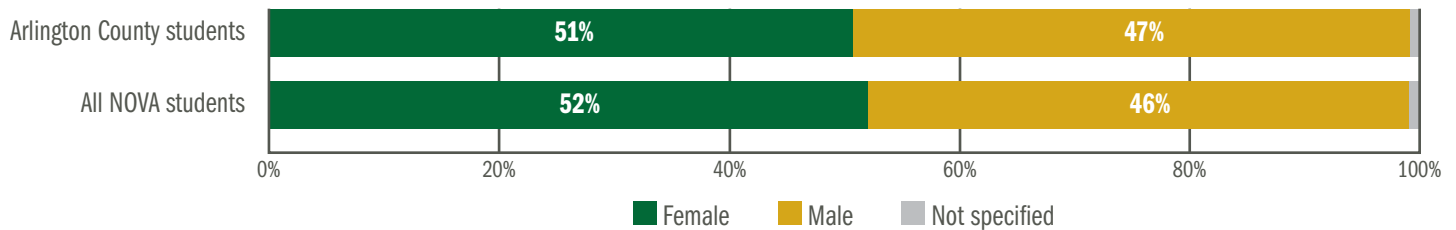
NOVA Offers:

Total for-credit programs (2023-24)	Associate's degrees	Certificates	Career studies certificates	Non-credit/workforce programs & courses (2022-23)
119	63	8	48	146

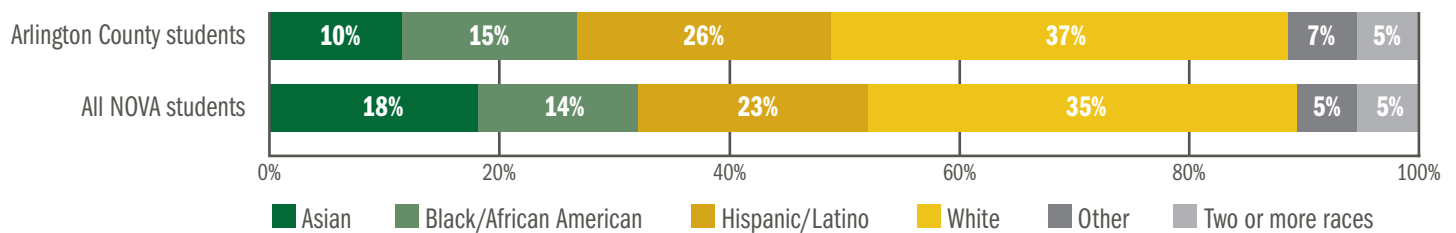
All data on this page is as of the 2022-23 academic year, unless otherwise specified. Some values may not sum to 100% due to rounding.

3,918 Total enrolled students	1,080 Dual enrolled students (total savings to parents and students: \$1.48M)	201 Total non-credit/workforce students
13.3% (NOVA region: 18.9%) of high school graduates enrolled at NOVA	346 Total NOVA graduates (2021-22 academic year)	

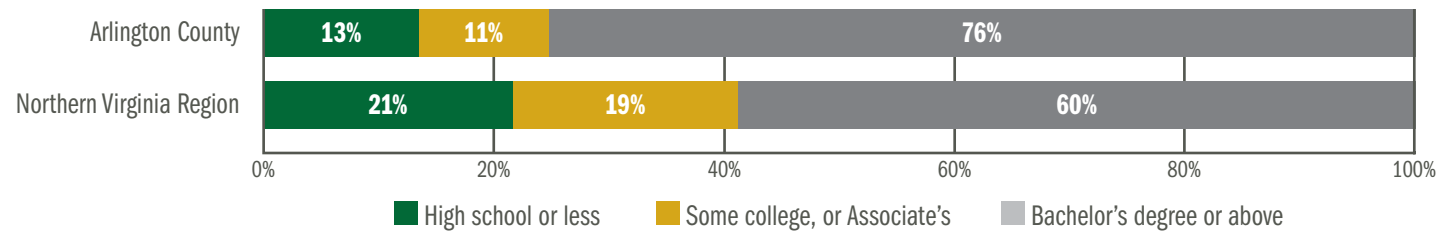
Gender of Enrolled Students (Credit Only)



Race/Ethnicity of Enrolled Students (Credit Only)



Educational Attainment of Population Aged 25 Years and Over (2021)



Sources: NOVA Office of Strategic Insights; NOVA Workforce; U.S. Census Bureau, 2017-2021 American Community Survey 5-Year Estimates.

Arlington County

Workforce Profile 2023

NOVA's Alexandria Campus

235,764

Total Population (2021)

35.1

Median age (2021)

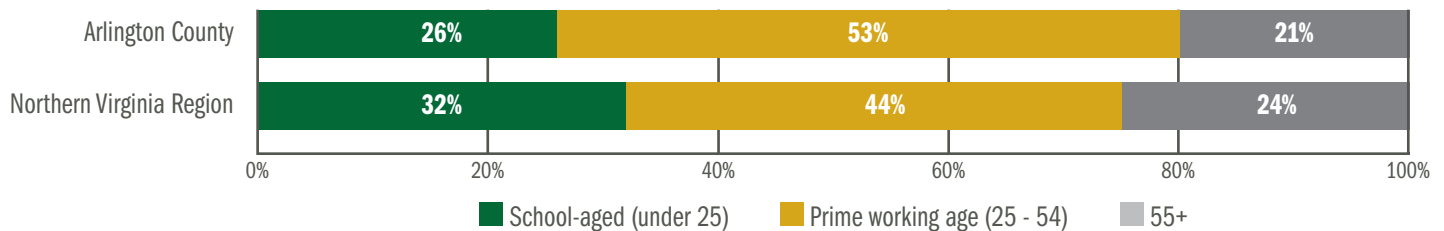
153,800

Total employed residents (2022)

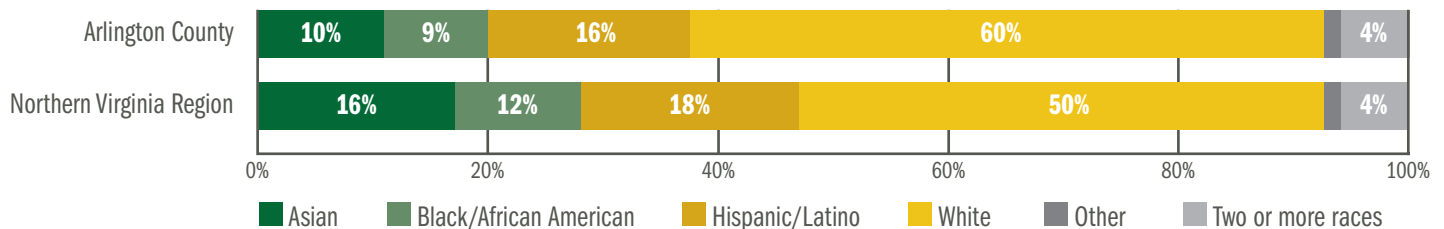
151

NOVA employee residents

Age of Population (2021)



Race/Ethnicity of Population (2021)



\$43.2 billion

Total GDP

\$183.3K

GDP per capita
(NOVA Region: \$106.7K)

\$128K

Median household income (2021)

	Workers commuting in	Residents commuting out	Residential workers
Arlington County	86% of employed	80% of residents	14% employed / 20% of residents
Northern Virginia Region	33% of employed	28% of residents	68% employed / 72% of residents

2.1%

Unemployment rate (2022 average)
(NOVA Region: 2.5%)

84,352

Total job postings (2022)

319

Number of employers supported
by NOVA Career Services team

Top 5 Employers by Total Job Postings (2022)

Employer	Total Postings (2022)
Amazon	6,176
Accenture	2,328
Deloitte	1,858
Booz Allen Hamilton	1,642
Virginia Hospital Center	1,372

Top 5 Concentrated Industries (2022)

Scheduled air transportation
Business/professional/labor/political organizations
Activities related to credit intermediation
Federal government, civilian
Management, scientific, and technical consulting

Sources: NOVA Department of Human Resources; NOVA Career Services; U.S. Census Bureau, 2017-2021 American Community Survey 5-Year Estimates; U.S. Census Bureau, LEHD Origin-Destination Employment Statistics, 2020; U.S. Bureau of Labor Statistics, Local Area Unemployment Statistics; Lightcast Analyst.

NOVA

Northern Virginia
Community College

Labor Market Intelligence – Office of Strategic Insights
www.nvcc.edu/lmi | novalmi@nvcc.edu