

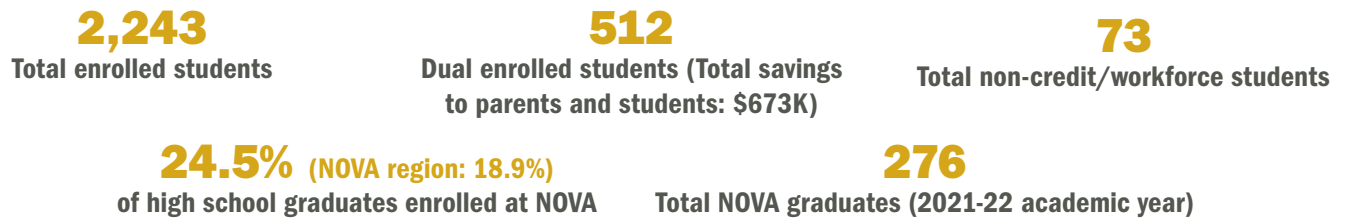
City of Manassas Education Profile 2023

NOVA: Manassas Campus

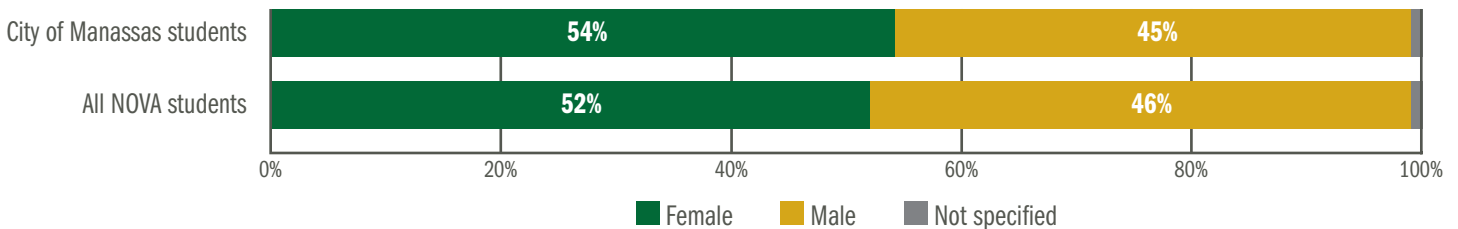
NOVA Offers:

Total for-credit programs (2023-24)	Associate's degrees	Certificates	Career studies certificates	Non-credit/workforce programs & courses (2022-23)
119	63	8	48	146

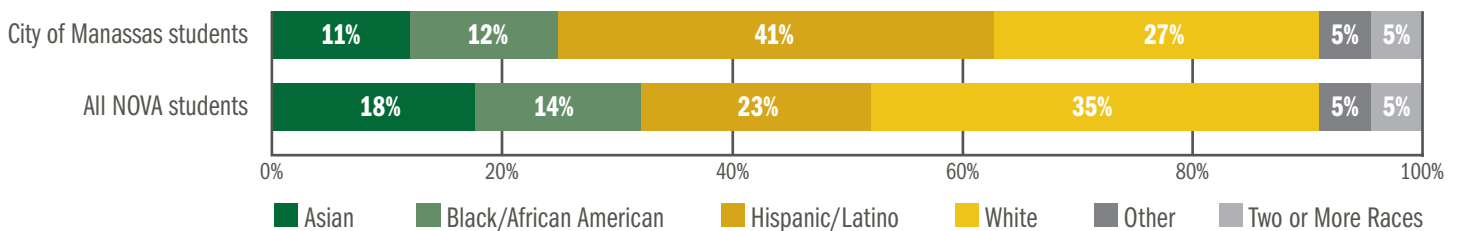
All data on this page is as of the 2022-23 academic year, unless otherwise specified. Some values may not sum to 100% due to rounding.



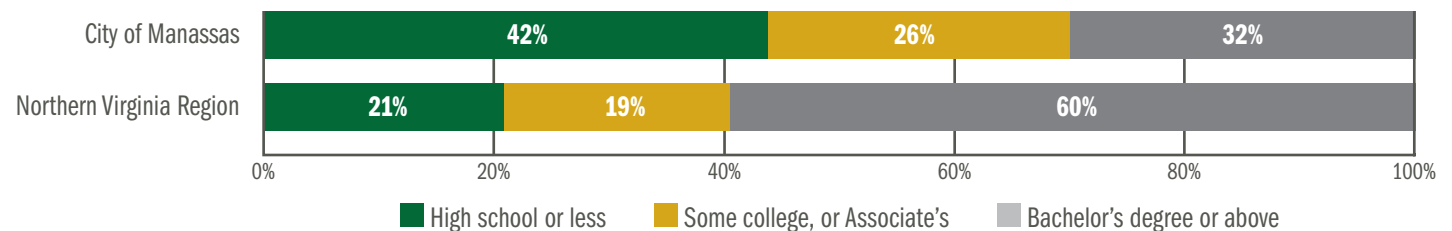
Gender of Enrolled Students (Credit Only)



Race/Ethnicity of Enrolled Students (Credit Only)



Educational Attainment of Population Aged 25 Years and Over (2021)



Sources: NOVA Office of Strategic Insights; NOVA Workforce; U.S. Census Bureau, 2017-2021 American Community Survey 5-Year Estimates.

City of Manassas

Workforce Profile 2023

NOVA: Manassas Campus

42,596

Total population (2021)

35.0

Median age (2021)

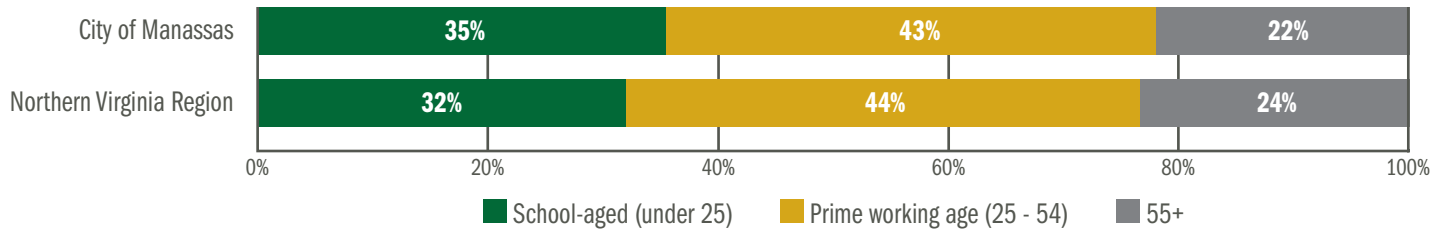
21,203

Total employed residents (2022)

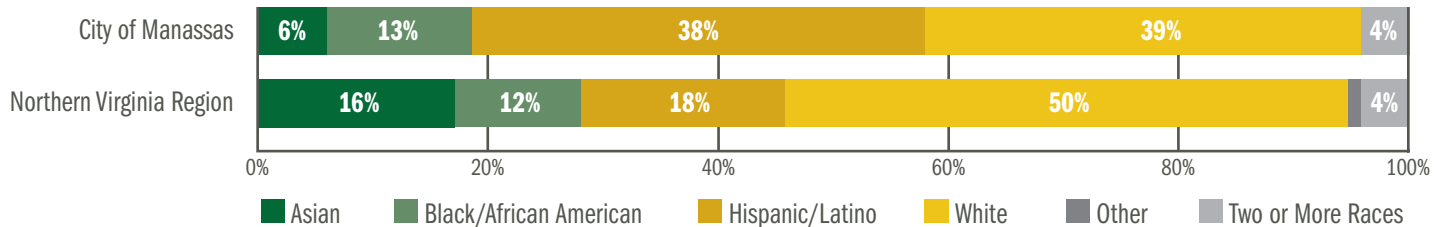
32

NOVA employee residents

Age of Population (2021)



Race/Ethnicity of Population (2021)



\$4.6 billion

Total GDP

\$107.1K

GDP per capita
(NOVA Region: \$106.7K)

\$102K

Median household income (2021)

	Workers commuting in	Residents commuting out	Residential workers
City of Manassas	89% of employed	88% of residents	11% employed / 12% of residents
Northern Virginia Region	33% of employed	28% of residents	68% employed / 72% of residents

2.6%

Unemployment rate (2022 average)
(NOVA Region: 2.5%)

7,207

Total job postings (2022)

100

Number of employers supported
by NOVA Career Services team

Top 5 Employers by Total Job Postings (2022)

Employer	Total Postings (2022)
Novant Health	200
Lockheed Martin	199
Manassas City Public Schools	151
Randstad	94
Allied Universal	79

Top 5 Concentrated Industries (2022)

Motor vehicle parts manufacturing
Computer systems design
Foundation/structure/building exterior contractors
Professional, scientific, and technical services (other)
Automobile dealers

Sources: NOVA Department of Human Resources; NOVA Career Services; U.S. Census Bureau, 2017-2021 American Community Survey 5-Year Estimates; U.S. Census Bureau, LEHD Origin-Destination Employment Statistics, 2020; U.S. Bureau of Labor Statistics, Local Area Unemployment Statistics; Lightcast Analyst.