

City of Falls Church Education Profile 2023

NOVA: Annandale Campus

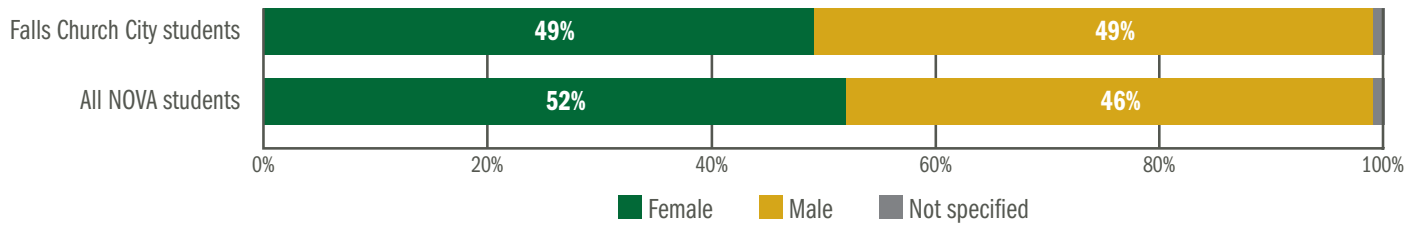
NOVA Offers:

Total for-credit programs (2023-24)	Associate's degrees	Certificates	Career studies certificates	Non-credit/workforce programs & courses (2022-23)
119	63	8	48	146

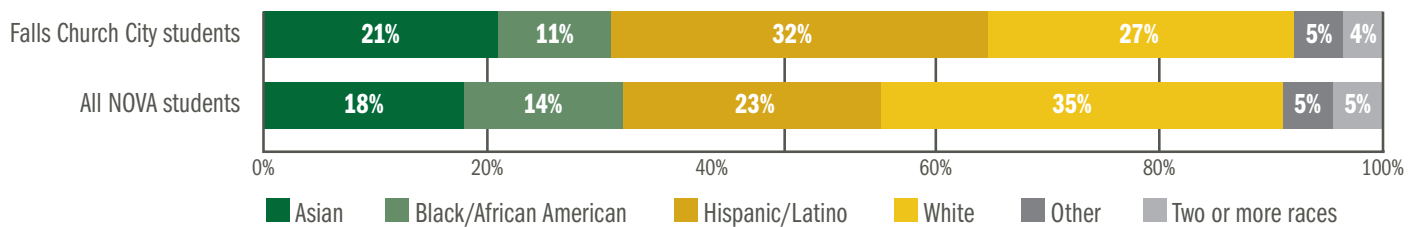
All data on this page is as of the 2022-23 academic year, unless otherwise specified. Some values may not sum to 100% due to rounding.

1,269 Total enrolled students	194 Dual enrolled students (total savings to parents and students: \$200K)	20 Total non-credit/workforce students
7.3% (NOVA region: 18.9%) of high school graduates enrolled at NOVA	134 Total NOVA graduates (2021-22 academic year)	

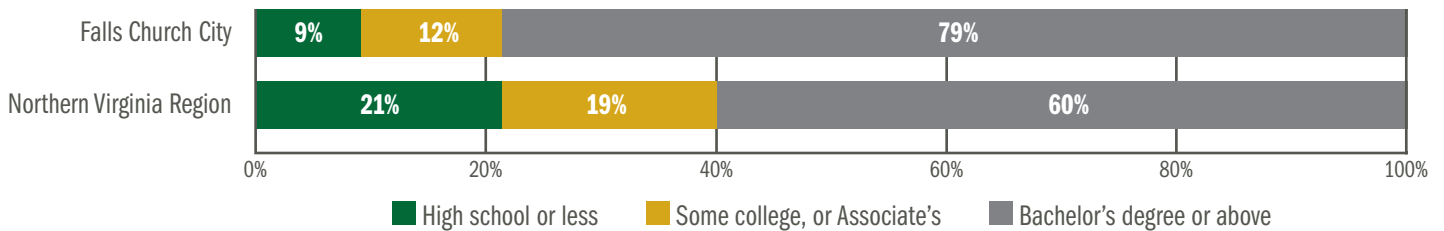
Gender of Enrolled Students (Credit Only)



Race/Ethnicity of Enrolled Students (Credit Only)



Educational Attainment of Population Aged 25 Years and Over (2021)



Sources: NOVA Office of Strategic Insights; NOVA Workforce; U.S. Census Bureau, 2017-2021 American Community Survey 5-Year Estimates.

City of Falls Church Workforce Profile 2023

NOVA: Annandale Campus

14,494

Total population (2021)

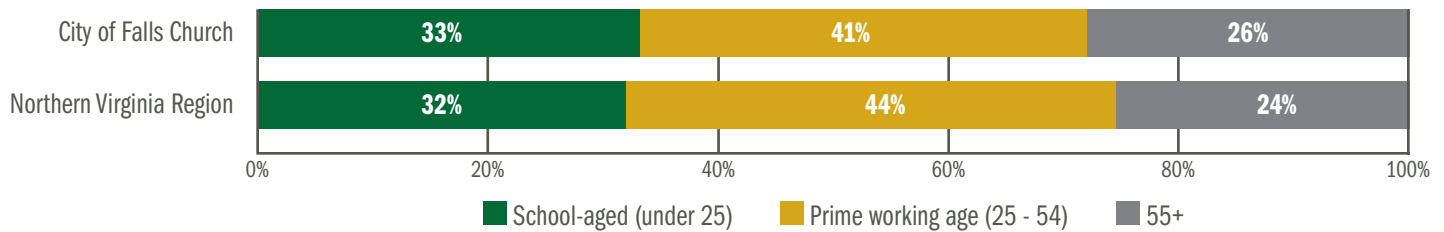
39.3

Median age (2021)

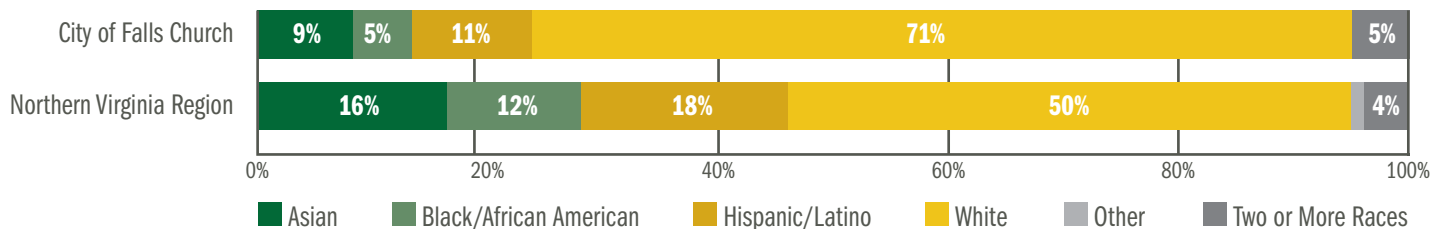
8,384

Total employed residents (2022)

Age of Population (2021)



Race/Ethnicity of Population (2021)



\$2.2 billion

Total GDP

\$154.6K

GDP per capita
(NOVA Region: \$106.7K)

\$155K

Median household income (2021)

	Workers commuting in	Residents commuting out	Residential workers
City of Falls Church	95% of employed	92% of residents	5% employed / 8% of residents
Northern Virginia Region	33% of employed	28% of residents	68% employed / 72% of residents

2.2%

Unemployment rate (2022 average)
(NOVA Region: 2.5%)

5,327

Total job postings (2022)

59

Number of employers supported
by NOVA Career Services team

Top 5 Employers by Total Job Postings (2022)

Employer	Total Postings (2022)
Inova Health System	195
Northrop Grumman	145
General Dynamics	125
HITT Contracting	106
Randstad	84

Top 5 Concentrated Industries (2022)

Federal government, civilian
Schools and instruction (other)
Offices of real estate agents and brokers
Home health care services
Federal government, military

Sources: NOVA Career Services; U.S. Census Bureau, 2017-2021 American Community Survey 5-Year Estimates; U.S. Census Bureau, LEHD Origin-Destination Employment Statistics, 2020; U.S. Bureau of Labor Statistics, Local Area Unemployment Statistics; Lightcast Analyst..