

City of Fairfax

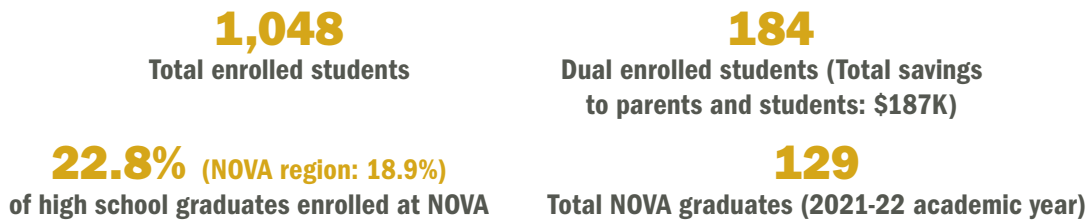
Education Profile 2023

NOVA's Annandale Campus

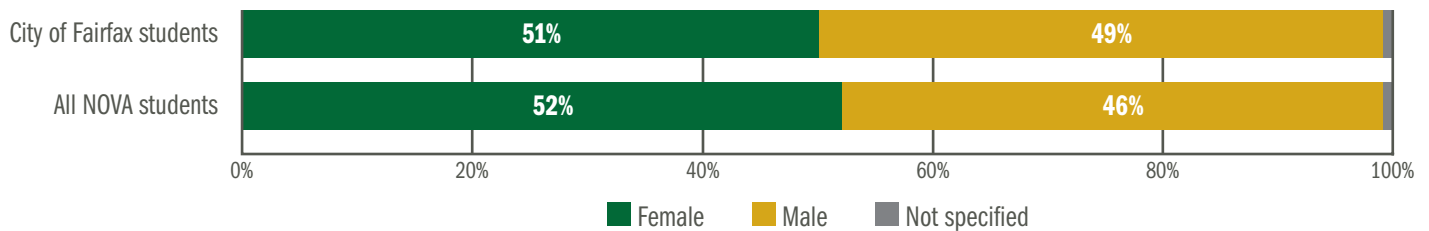
NOVA Offers:

Total for-credit programs (2023-24)	Associate's degrees	Certificates	Career studies certificates	Non-credit/workforce programs & courses (2022-23)
119	63	8	48	146

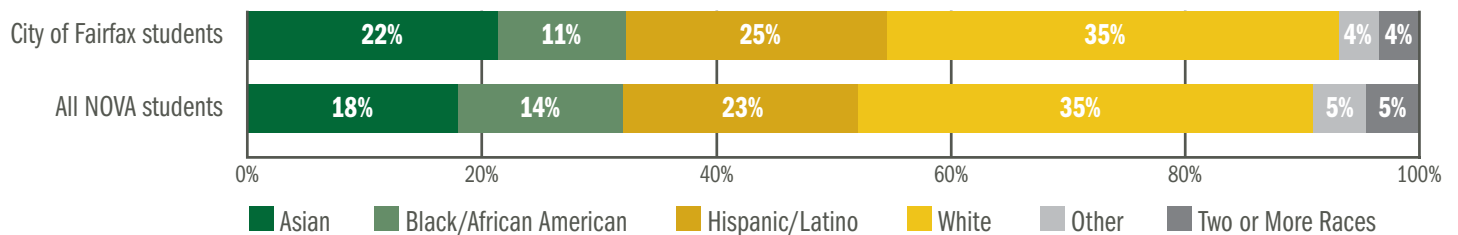
All data on this page is as of the 2022-23 academic year, unless otherwise specified. Some values may not sum to 100% due to rounding.



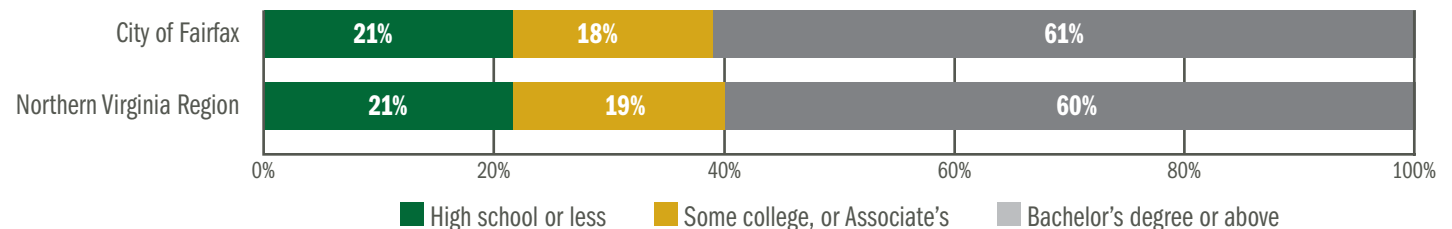
Gender of Enrolled Students (Credit Only)



Race/Ethnicity of Enrolled Students (Credit Only)



Educational Attainment of Population Aged 25 Years and Over (2021)



Sources: NOVA Office of Strategic Insights; NOVA Workforce; U.S. Census Bureau, 2017-2021 American Community Survey 5-Year Estimates.

City of Fairfax

Workforce Profile 2023

NOVA's Annandale Campus

23,980

Total population (2021)

37.7

Median age (2021)

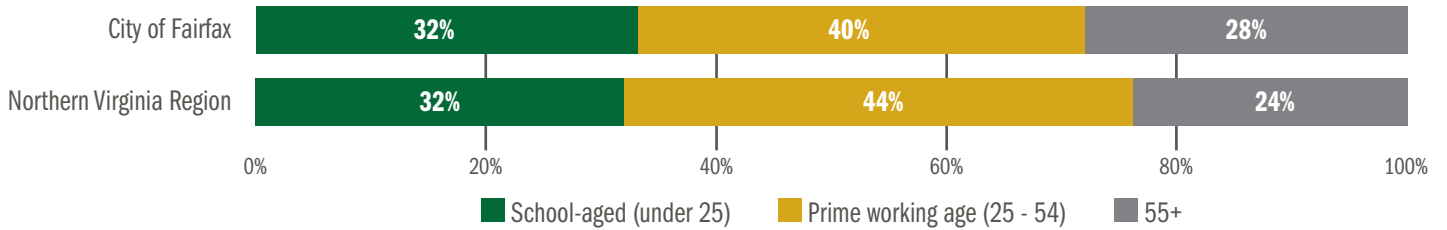
12,613

Total employed residents (2022)

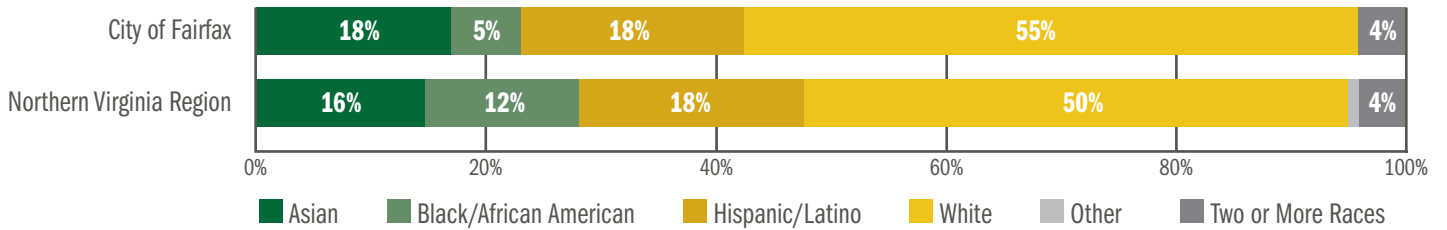
32

NOVA employee residents

Age of Population (2021)



Race/Ethnicity of Population (2021)



\$3 billion

Total GDP

\$125.7K

GDP per capita
(NOVA Region: \$106.7K)

\$118K

Median household income (2021)

	Workers commuting in	Residents commuting out	Residential workers
City of Fairfax	96% of employed	92% of residents	4% employed / 8% of residents
Northern Virginia Region	33% of employed	28% of residents	68% employed / 72% of residents

2.4%

Unemployment rate (2022 average)
(NOVA Region: 2.5%)

19,011

Total job postings (2022)

132

Number of employers supported
by NOVA Career Services team

Top 5 Employers by Total Job Postings (2022)

Employer	Total Postings (2022)
George Mason University	1,004
Fairfax County	691
ICF International	387
Fairfax County Public Schools	342
Inova Health System	288

Top 5 Concentrated Industries (2022)

Automobile dealers
Legal services
Home health care services
Local government
Computer systems design

Sources: NOVA Department of Human Resources; NOVA Career Services; U.S. Census Bureau, 2017-2021 American Community Survey 5-Year Estimates; U.S. Census Bureau, LEHD Origin-Destination Employment Statistics, 2020; U.S. Bureau of Labor Statistics, Local Area Unemployment Statistics; Lightcast Analyst..