

Fairfax County Education Profile 2023

NOVA: Medical Education Campus

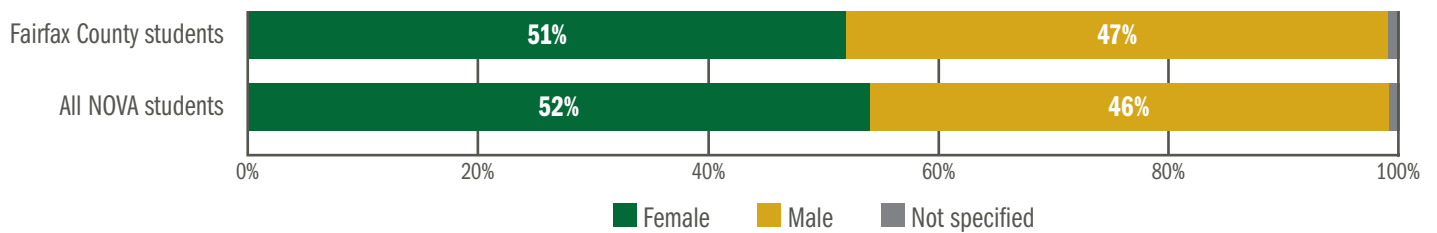
**NOVA
Offers:**

Total for-credit programs (2023-24)	Associate's degrees	Certificates	Career studies certificates	Non-credit/workforce programs & courses (2022-23)
119	63	8	48	146

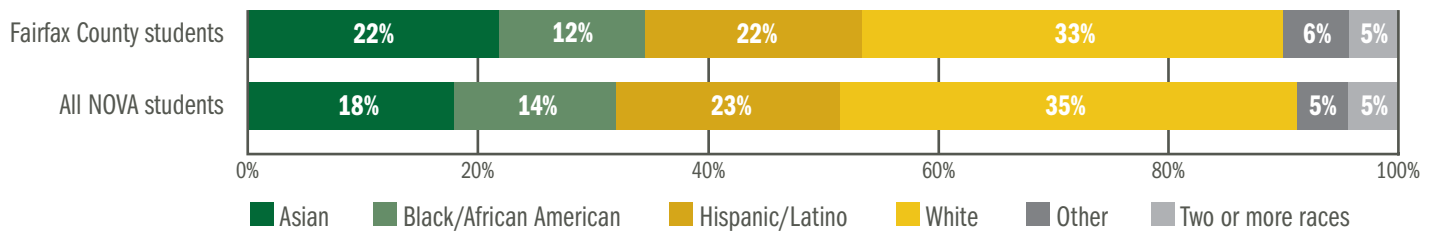
All data on this page is as of the 2022-23 academic year, unless otherwise specified. Some values may not sum due to rounding.

23,376 Total enrolled students	5,333 Dual enrolled students (total savings to parents and students: \$5.68M)	1,434 Total non-credit/workforce students
18.0% (NOVA region: 18.9%) of high school graduates enrolled at NOVA	2,807 Total NOVA graduates (2021-22 academic year)	

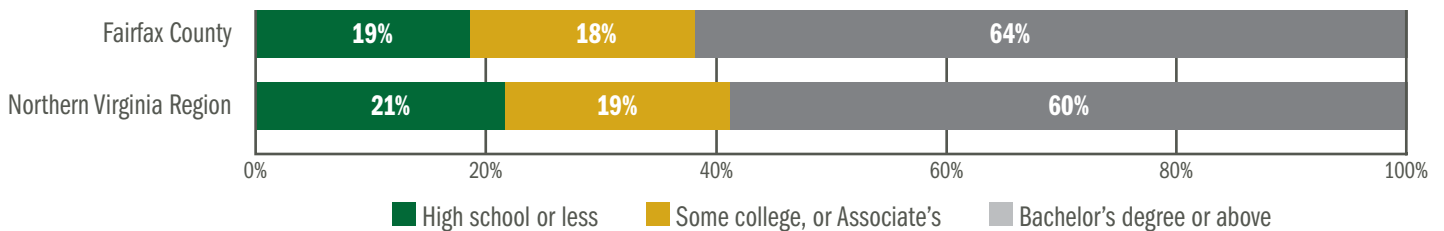
Gender of Enrolled Students (Credit Only)



Race/Ethnicity of Enrolled Students (Credit Only)



Educational Attainment of Population Aged 25 Years and Over (2021)



Sources: NOVA Office of Strategic Insights; NOVA Workforce; U.S. Census Bureau, 2017-2021 American Community Survey 5-Year Estimates.

Fairfax County

Workforce Profile 2023

NOVA: Medical Education Campus

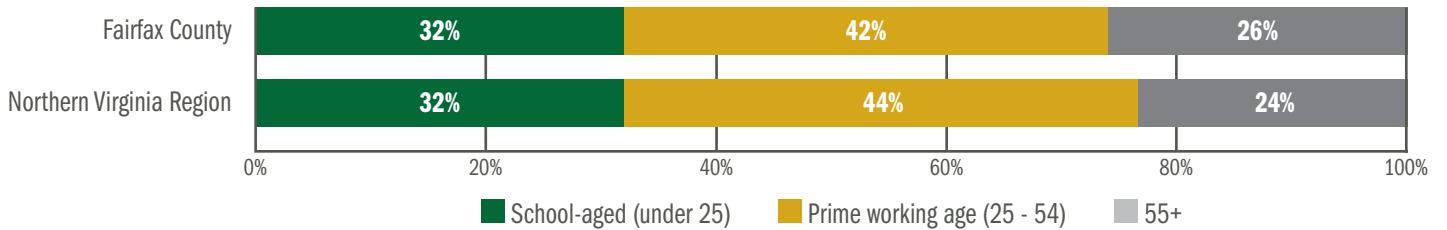
1,146,825
Total population (2021)

38.3
Median age (2021)

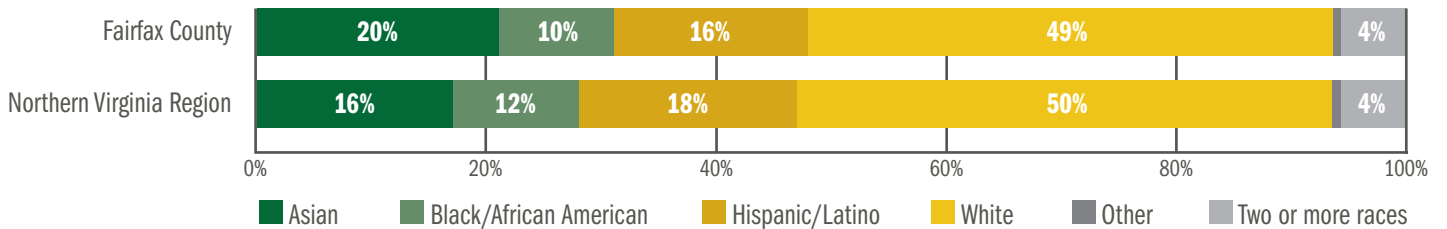
623,827
Total employed residents (2022)

1,322
NOVA employee residents

Age of Population (2021)



Race/Ethnicity of Population (2021)



\$143.7 billion
Total GDP

\$125.3K
GDP per capita
(NOVA Region: \$106.7K)

\$134K
Median household income (2021)

	Workers commuting in	Residents commuting out	Residential workers
Fairfax County	62% of employed	53% of residents	38% employed / 47% of residents
Northern Virginia Region	33% of employed	28% of residents	68% employed / 72% of residents

2.5%
Unemployment rate (2022 average)
(NOVA Region: 2.5%)

250,941
Total job postings (2022)

1,938
Number of employers supported
by NOVA Career Services team

Top 5 Employers by Total Job Postings (2022)

Employer	Total Postings (2022)
Leidos	6,373
Capital One	4,319
General Dynamics	4,121
Booz Allen Hamilton	3,562
KPMG	2,849

Top 5 Concentrated Industries (2022)

Computer systems design
Money lending/credit intermediation
Data processing and hosting
Management, scientific, and technical consulting
Facilities support services

Sources: NOVA Department of Human Resources; NOVA Career Services; U.S. Census Bureau, 2017-2021 American Community Survey 5-Year Estimates; U.S. Census Bureau, LEHD Origin-Destination Employment Statistics, 2020; U.S. Bureau of Labor Statistics, Local Area Unemployment Statistics; Lightcast Analyst.