

Prince William County Education Profile 2024

NOVA: Woodbridge Campus

NOVA Offers:

Total for-credit programs (2024-25)	Associate's degrees	Certificates	Career studies certificates	Non-credit/workforce programs & courses (2023-24)
124	65	8	51	162

All data on this page is as of the 2023-24 academic year, unless otherwise specified. Some values may not sum to 100% due to rounding.

13,584

Total enrolled students

2,562

Dual enrolled students (Total savings to parents and students: \$3.18M)

700

Total non-credit/workforce students

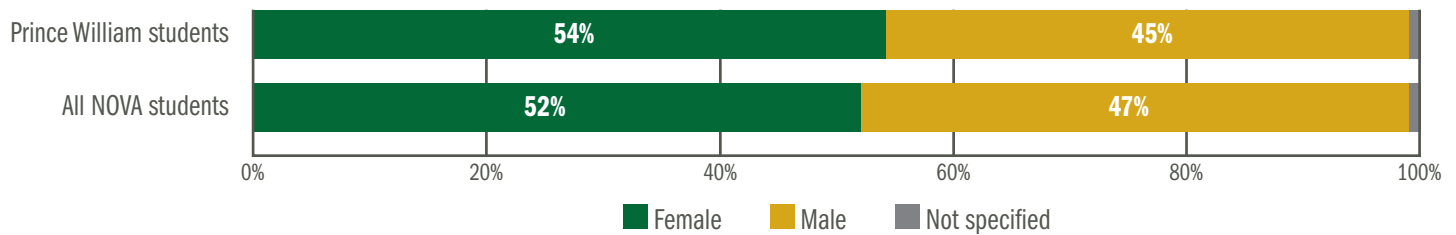
22.8% (NOVA region: 18.0%)

of high school graduates enrolled at NOVA (Fall 2023)

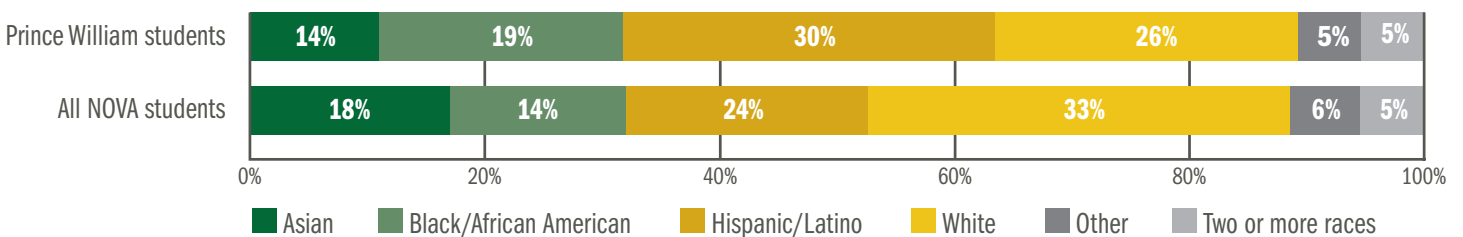
1,435

Total NOVA graduates (2022-23 academic year)

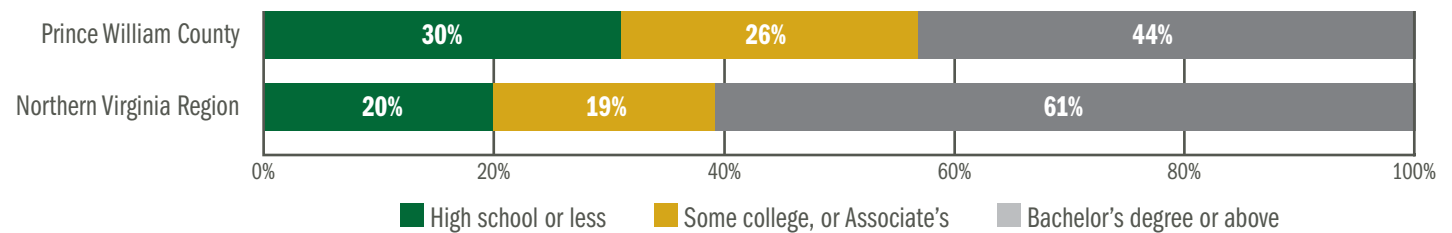
Gender of Enrolled Students (Credit Only)



Race/Ethnicity of Enrolled Students (Credit Only)



Educational Attainment of Population Aged 25 Years and Over (2022)



Sources: NOVA Office of Strategic Insights; NOVA Workforce; U.S. Census Bureau, 2018-2022 American Community Survey 5-Year Estimates.

Prince William County Workforce Profile 2024

NOVA: Woodbridge Campus

481,114

Total population (2022)

35.8

Median age (2022)

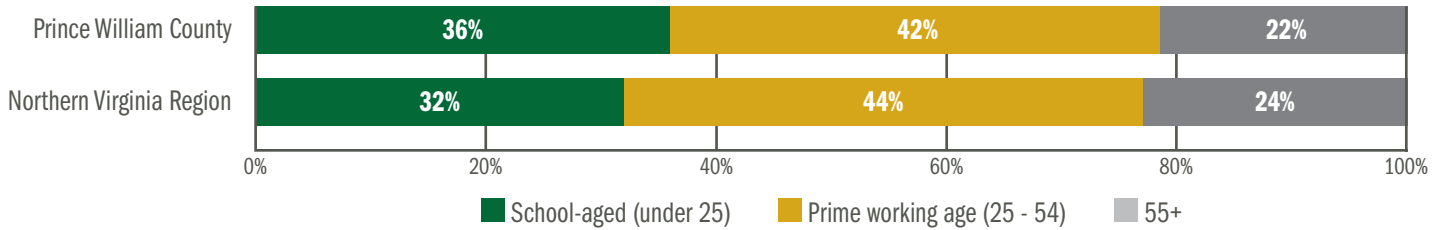
250,922

Total employed residents (2023)

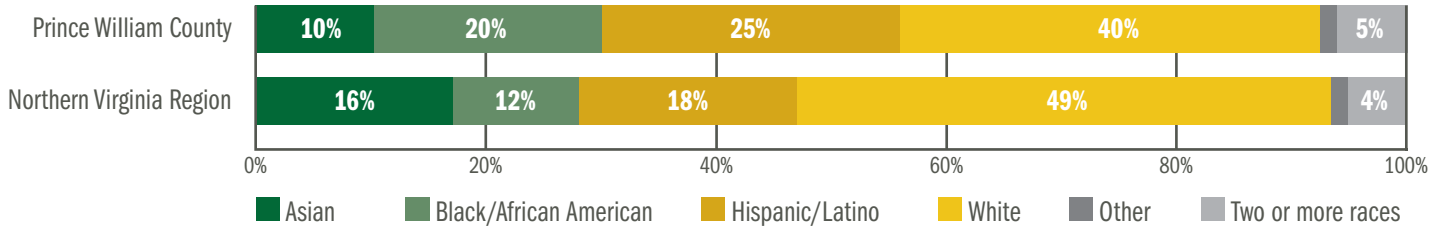
586

NOVA employee residents

Age of Population (2022)



Race/Ethnicity of Population (2022)



\$24.5 billion

Total GDP

\$50.9K

GDP per capita
(NOVA Region: \$114.8K)

\$123K

Median household income (2022)

	Workers commuting in	Residents commuting out	Residential workers
Prince William County	62% of employed	77% of residents	38% employed / 23% of residents
Northern Virginia Region	33% of employed	29% of residents	67% employed / 72% of residents

2.7%

Unemployment rate (2023 average)
(NOVA Region: 2.5%)

30,615

Total job postings (2023)

533

Number of employers supported
by NOVA Career Services team

Top 5 Employers by Total Job Postings (2023)

Employer	Total Postings (2023)
Prince William County Public Schools	963
Prince William County Government	717
Sentara Healthcare	488
Amazon	250
Leidos	236

Top 5 Concentrated Industries (2023)

Federal government, military
Highway/street/bridge construction
Utility system construction
Specialty trade contractors (other)
Federal government, civilian

Sources: NOVA Department of Human Resources; NOVA Career Services; U.S. Census Bureau, 2018-2022 American Community Survey 5-Year Estimates; U.S. Census Bureau, LEHD Origin-Destination Employment Statistics, 2021; U.S. Bureau of Labor Statistics, Local Area Unemployment Statistics; Lightcast Analyst (2024.3 release).

NOVA

Northern Virginia
Community College

Labor Market Intelligence – Office of Strategic Insights
www.nvcc.edu/lmi | novalmi@nvcc.edu