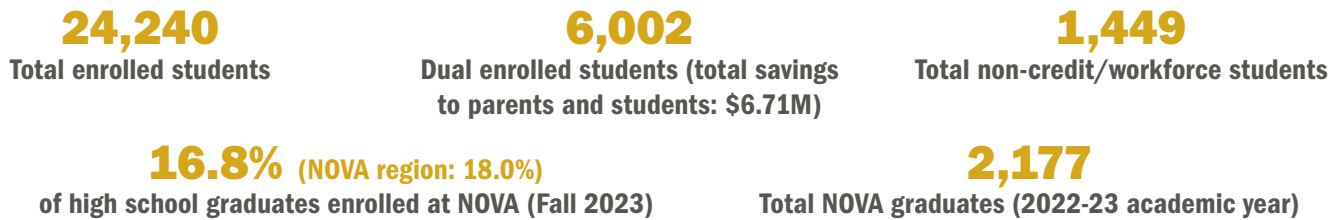


# Fairfax County Education Profile 2024

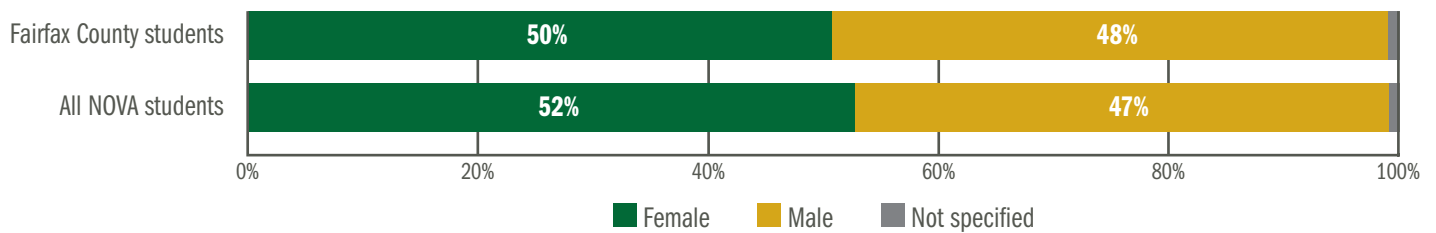
NOVA: Medical Education Campus

NOVA Offers:	Total for-credit programs (2024-25)	Associate's degrees	Certificates	Career studies certificates	Non-credit/workforce programs & courses (2023-24)
	124	65	8	51	162

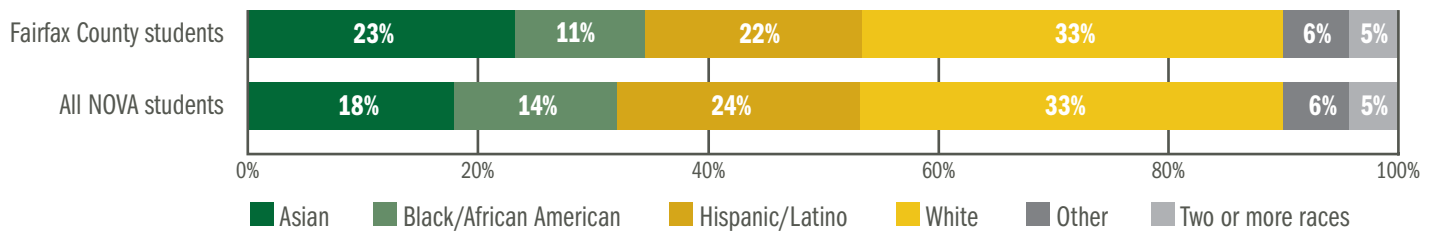
All data on this page is as of the 2023-24 academic year, unless otherwise specified. Some values may not sum due to rounding.



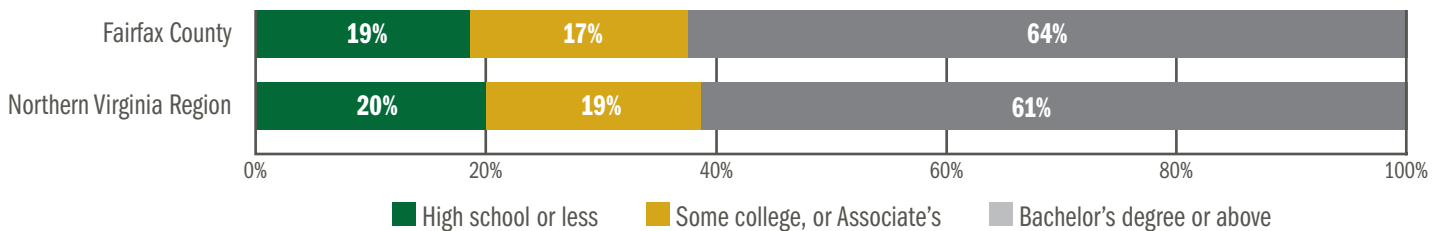
## Gender of Enrolled Students (Credit Only)



## Race/Ethnicity of Enrolled Students (Credit Only)



## Educational Attainment of Population Aged 25 Years and Over (2022)



Sources: NOVA Office of Strategic Insights; NOVA Workforce; U.S. Census Bureau, 2018-2022 American Community Survey 5-Year Estimates.

# Fairfax County

## Workforce Profile 2024

NOVA: Medical Education Campus

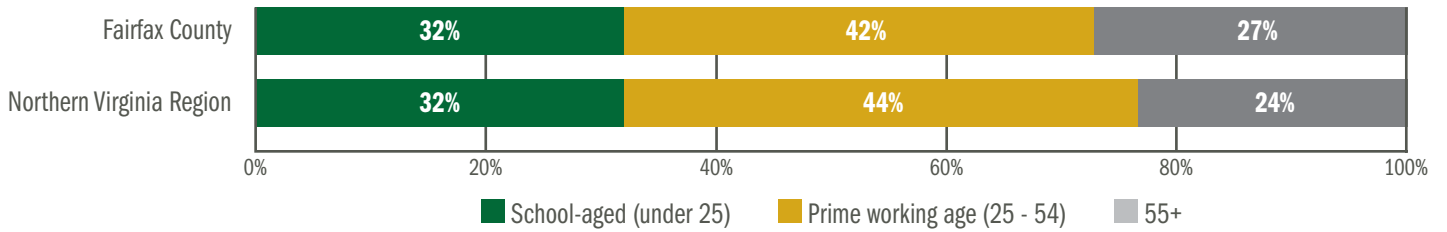
**1,145,354**  
Total population (2022)

**38.6**  
Median age (2022)

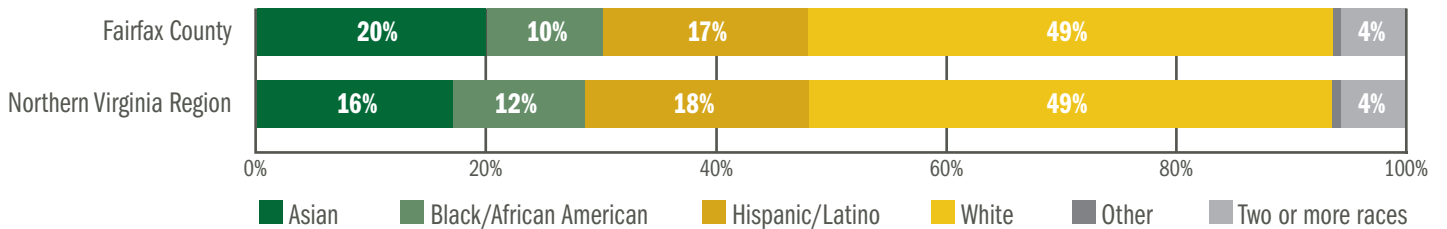
**640,201**  
Total employed residents (2023)

**1,253**  
NOVA employee residents

### Age of Population (2022)



### Race/Ethnicity of Population (2022)



**\$151.6 billion**  
Total GDP

**\$132.4K**  
GDP per capita  
(NOVA Region: \$114.8K)

**\$145K**  
Median household income (2022)

	Workers commuting in	Residents commuting out	Residential workers
<b>Fairfax County</b>	63% of employed	53% of residents	37% employed / 47% of residents
<b>Northern Virginia Region</b>	33% of employed	29% of residents	67% employed / 72% of residents

**2.5%**  
Unemployment rate (2023 average)  
(NOVA Region: 2.5%)

**210,061**  
Total job postings (2023)

**2,118**  
Number of employers supported  
by NOVA Career Services team

### Top 5 Employers by Total Job Postings (2023)

Employer	Total Postings (2023)
Leidos	9,167
Amentum	3,481
Booz Allen Hamilton	3,302
Inova Health System	3,138
General Dynamics	2,853

### Top 5 Concentrated Industries (2023)

Computer systems design
Data processing and hosting
Nondepository credit intermediation
Management, scientific, and technical consulting
Federal government, civilian

Sources: NOVA Department of Human Resources; NOVA Career Services; U.S. Census Bureau, 2018-2022 American Community Survey 5-Year Estimates; U.S. Census Bureau, LEHD Origin-Destination Employment Statistics, 2021; U.S. Bureau of Labor Statistics, Local Area Unemployment Statistics; Lightcast Analyst (2024.3 release).