

RESEARCH BRIEF

**Community College Survey of Student Engagement (CCSSE) Spring 2017:
Special-Focus Items – Academic Advising and Planning**

Introduction

What is CCSSE?

- Community College Survey of Student Engagement (CCSSE) is an annual nationwide survey of community college students.
- CCSSE helps institutions gauge their performance in different areas of **student engagement**.
- NOVA participates in CCSSE every 2-3 years and has done so for over a decade.

What are CCSSE Benchmarks?

- CCSSE identified five **benchmarks** for assessing institutional performance in student engagement based on groups of conceptually-related items on the survey:
 - *Active and Collaborative Learning*
 - *Student Effort*
 - *Academic Challenge*
 - *Student-Faculty Interaction*
 - *Support for Learners*

CCSSE 2017 at NOVA

- At NOVA, **1,694 students** participated in the CCSSE in Spring 2017.

In This Research Brief

NOVA Special-Focus Items

- This Research Brief details CCSSE benchmark scores for NOVA students on five special-focus item questions relating to Academic Advising and Planning:
 - Meeting with Academic Advisor
 - Required Advisor Meetings
 - Frequency of Advisor Meetings
 - Meeting with Same Advisor
 - Discussed Next Advising Session
- CCSSE benchmark scores by the five special-focus item questions and response distributions are provided in the Appendix data tables.

Key Findings

Meeting with Academic Advisor

- NOVA students who **met with an advisor before every term** had the *highest* benchmark scores for all five benchmarks. Benchmark scores were *lowest* for students who **had not meet with an advisor before any term**.

Required Advisor Meetings

- Students who **were required to meet with a NOVA advisor** had *higher* benchmark scores for all five benchmarks than students who **were not required to meet with an advisor**.

Frequency of Advisor Meetings

- NOVA students who **met with an advisor more than twice** during the term had *higher* benchmark scores for all five benchmarks than students who **did not meet with an advisor or only met with an advisor once** during the term.

Meeting with the Same Advisor

- For NOVA students who met with an advisor more than once during the term, those who **met with the same advisor** had *higher* benchmark scores for all five benchmarks when compared to **those who met with different advisors**.

Discussed Next Advising Session

- Students who **discussed when they should have their next advising session** during their advising meetings at NOVA had *higher* benchmark scores for all five benchmarks when compared to students **who did not discuss their next advising session**.

Summary

NOVA student engagement was greatest among students who met with an academic advisor often, met with the same advisor, and discussed when they should have their next advising session during their advisor meetings. These academic advising and planning behaviors were most apparent for student engagement indicators reflecting support for learners.

Data Notes

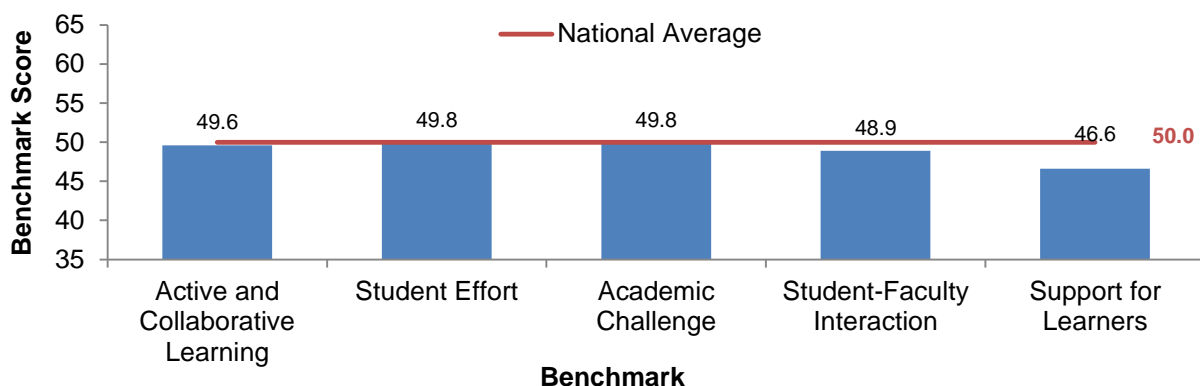
Benchmark Scores

- Each benchmark score was calculated by averaging the scores of items that comprise that benchmark. The scores were then transformed (standardized), such that the national average score was 50 for each benchmark.
- This kind of transformation provides an easy way to assess whether an institution or a group of institutions were performing above or below the mean (50) on each benchmark.
- Benchmark scores were weighted for comparisons with other institutions by adjusting for institutional differences due to full-time and part-time student enrollment.
- Benchmark scores standardization and weighting were done by CCSSE.

Overview

NOVA benchmark scores *did not* vary greatly from the national average. However, NOVA scores were *notably lower* than the national average for the *Support for Learners* (46.6 compared to 50.0) and the *Student-Faculty Interaction* (48.9 compared 50.0) benchmarks. (Figure 1)

Figure 1. CCSSE 2017 NOVA Benchmark Scores Compared to the National Average

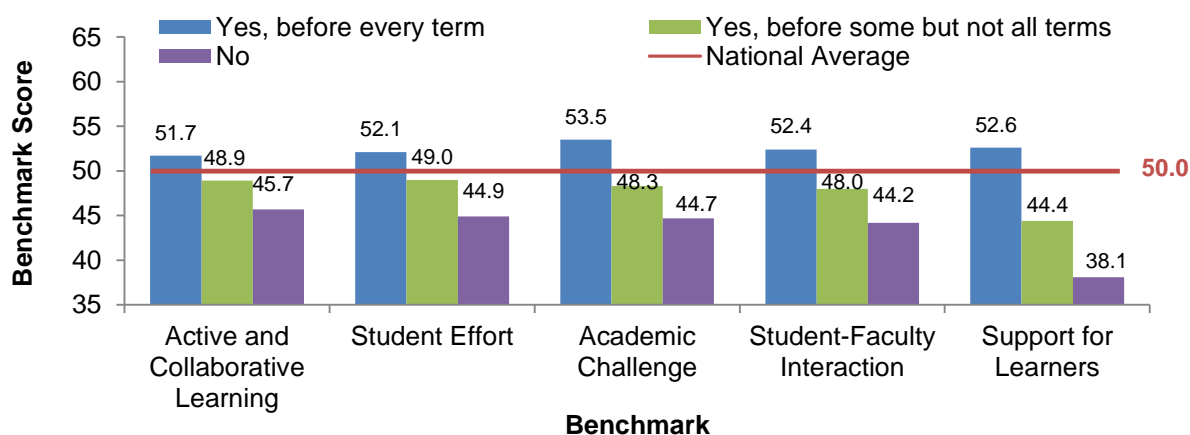


Meeting with Academic Advisor

Did you meet with an academic advisor before registering for classes each term at NOVA?

Students were asked whether they met with an academic advisor *before* registering for classes each term at NOVA. Almost half of the respondents (45 percent) indicated ‘yes, before every term’; 35 percent indicated ‘yes, before some but not all terms’; and 20 percent indicated ‘no.’ Students who indicated that they **met with an advisor before every term** had the *highest* benchmark scores for all five benchmarks— scores were *lowest* for students who indicated **no, they had not met with an advisor** before registering for classes during any term. (Figure 2)

Figure 2. CCSSE 2017 Benchmark Scores by Special-Focus Item: Meeting with Academic Advisor



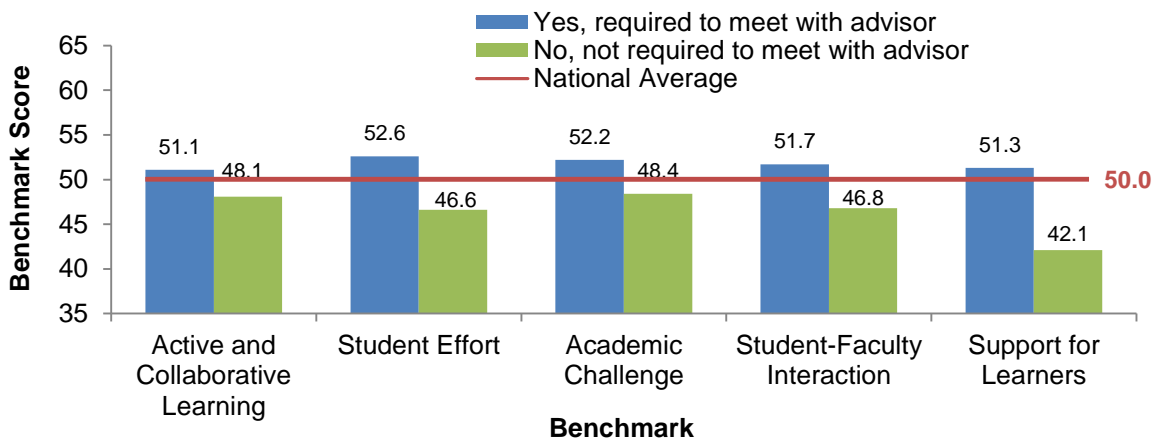
Note. See Tables A2 and A3. Item Responses: Yes, before every term (645 respondents); Yes, before some but not all terms (508 respondents); No (284 respondents)

Required Advisor Meetings

Were you required to meet with an advisor prior to registering for classes this term at NOVA?

NOVA students were asked whether or not they were *required* to meet with an academic advisor before registering for Spring 2017 classes. Respondents were split almost equally with 49 percent indicating ‘yes, required to meet with advisor’ and 51 percent indicating ‘no, not required to meet with an advisor.’ Students who indicated that they **were required to meet with an advisor** had *higher* benchmark scores for all five benchmarks. Benchmark scores were *lower* for students who indicated **no, they were not required to meet with an advisor** (Figure 3). Differences in benchmark scores between these two responses were most pronounced for the *Support for Learners* benchmark (51.3 compared to 42.1).

Figure 3. CCSSE 2017 Benchmark Scores by Special-Focus Item: Required Advisor Meetings



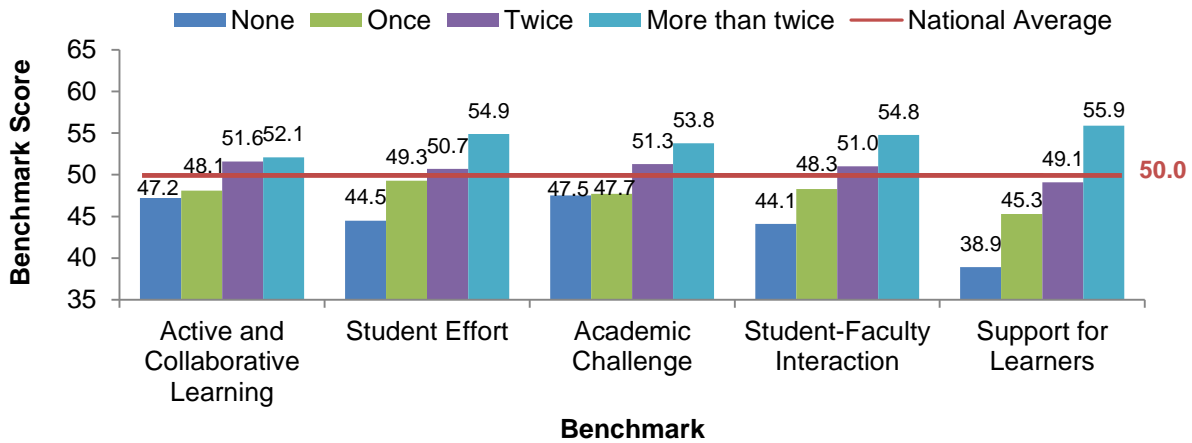
Note. See Tables A4 and A5. Item Responses: Yes, required to meet with advisor (691 respondents); No, not required to meet with advisor (712 respondents)

Frequency of Advisor Meetings

How many times did you meet with an advisor during this term at NOVA?

Students were asked how many times they met with an academic advisor during their Spring 2017 term at NOVA. Nearly three-quarters of respondents (73 percent) indicated meeting with an academic advisor at least once during the Spring 2017 term: 21 percent *met more than twice*; 23 percent *met twice*; and 29 percent *met only once*. About 27 percent of respondents had not met with an academic advisor during the Spring 2017 term. Benchmark scores were *highest* among students that indicated meeting with an academic advisor **more than twice** and *lowest* (i.e., below the national average of 50.0) among students that indicated **none** or **once** (Figure 4, next page). Differences between the highest and lowest scores were most pronounced for *the Support for Learners* benchmark (55.9 compared to 38.9).

Figure 4. CCSSE 2017 Benchmark Scores by Special-Focus Item: Frequency of Advisor Meetings



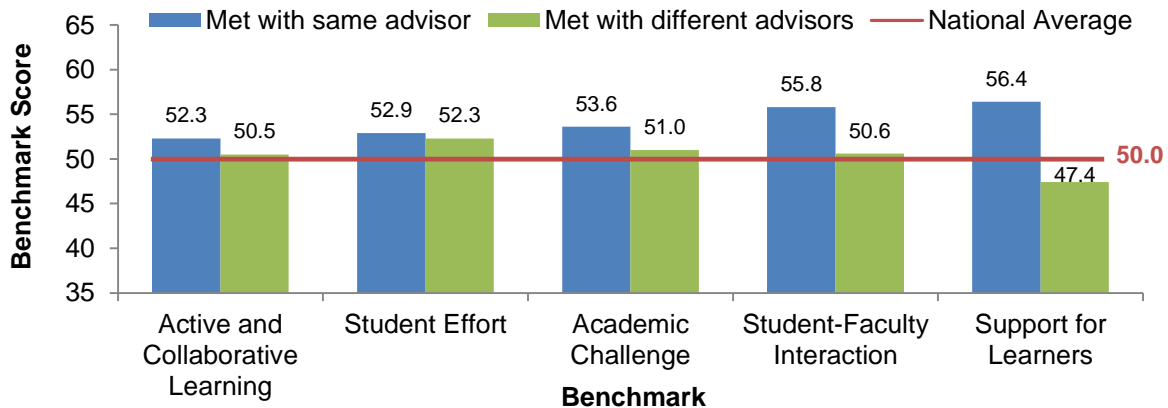
Note. See Tables A6 and A7. Item Responses: None (384 respondents); Once (420 respondents); Twice (332 respondents); More than twice (301 respondents)

Meeting with Same Advisor

If you met with an advisor more than once this term, did you meet the same advisor each time?

NOVA students were asked whether they met with an advisor more than once during the Spring 2017 term, and if so, did they meet with the same advisor each time. Of the respondents that indicated that they met with an advisor more than once, the majority of these respondents (58 percent) indicated that they *did not* meet with the same advisor. Conversely, 42 percent of these respondents indicate that they *did*, in fact, meet with the same advisor multiple times. Students who **met with the same advisor** had *higher* benchmark scores for all benchmarks when compared to students who **met with different advisors** (Figure 5). Differences in benchmark scores between these two responses were most pronounced for the *Support for Learners* benchmark (56.4 compared to 47.4).

Figure 5. CCSSE 2017 Benchmark Scores by Special-Focus Item: Meeting with Same Advisor



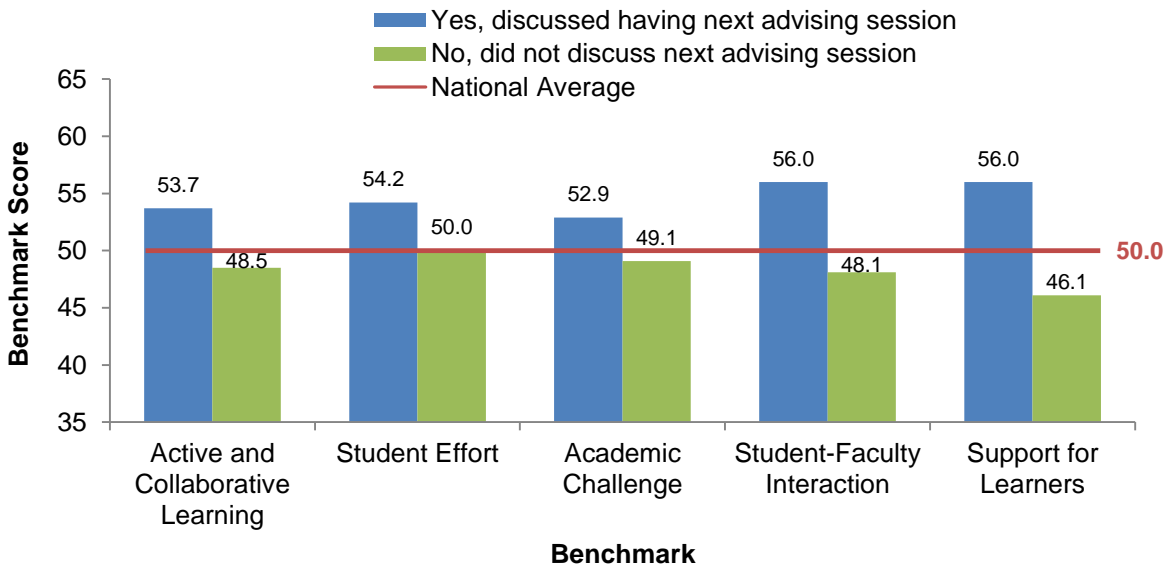
Note. See Tables A8 and A9. Item Responses Analyzed: Met with same advisor (364 respondents); Met with different advisors (505 respondents)

Discussed Next Advising Meeting

During your last meeting, did you discuss when you should have your next advising meeting?

Students were asked whether they discussed with an academic advisor at NOVA when they should have the next advising session. Of the students that indicated that they met with an academic advisor during the Spring 2017 term, the vast majority (70 percent) indicated that they *did not* discuss when they should have their next advising session. On the other hand, 30 percent of these respondents discussed when they should have their next session. Students who **discussed when they should have their next session** had *higher* benchmark scores for all five benchmarks than students who **did not discuss their next session** (Figure 6). Markedly, the difference in benchmark scores between these two groups was greatest for the *Support for Learners* benchmark (56.0 compared 46.1).

Figure 6. CCSSE 2017 Benchmark Scores by Special-Focus Item: Discussed Next Advising Meeting



Note. See Tables A10 and A11. Item Responses Analyzed: Yes, discussed next session (333 respondents); No, did not discuss next session (782 respondents)

**Appendix: CCSSE 2017 NOVA Benchmarks Scores
by Special Focus Item Questions**

Table A1. Overall Benchmark Scores for NOVA: CCSSE 2017

	Benchmark				
	Active and Collaborative Learning	Student Effort	Academic Challenge	Student-Faculty Interaction	Support for Learners
NOVA	49.6	49.8	49.8	48.9	46.6
National Average	50.0	50.0	50.0	50.0	50.0

Table A2. NOVA Responses to CCSSE 2017 Special-Focus Item: Meeting with Academic Advisor

Since your first academic term at this college, have you met (in person or online) with an academic advisor before registering for classes each term?		
Responses	#	%
Yes, before every term	645	44.9
Yes, before some but not all terms	508	35.4
No	284	19.8
Total	1,437	100.0

Table A3. CCSSE 2017 Benchmark Scores by Special-Focus Item: Meeting with Academic Advisor

Responses	Benchmark				
	Active and Collaborative Learning	Student Effort	Academic Challenge	Student-Faculty Interaction	Support for Learners
Yes, before every term	51.7	52.1	53.5	52.4	52.6
Yes, before some but not all terms	48.9	49.0	48.3	48.0	44.4
No	45.7	44.9	44.7	44.2	38.1

Table A4. NOVA Responses to CCSSE 2017 Special-Focus Item: Required Advisor Meetings

Prior to registering for classes before this academic term at this college, were you required to meet (in person or online) with an academic advisor?		
Responses	#	%
Yes, required to meet with advisor	691	49.3
No, not required to meet with advisor	712	50.7
Total	1,403	100.0

Table A5. CCSSE 2017 Benchmark Scores by Special-Focus Item: Required Advisor Meetings

Responses	Benchmark				
	Active and Collaborative Learning	Student Effort	Academic Challenge	Student-Faculty Interaction	Support for Learners
Yes, required to meet with advisor	51.1	52.6	52.2	51.7	51.3
No, not required to meet advisor	48.1	46.6	48.4	46.8	42.1

Table A6. NOVA Responses to CCSSE 2017 Special-Focus Item: Frequency of Advisor Meetings

During this academic term at this college, how many times have you met (in person or online) with an academic advisor?		
Responses	#	%
None	384	26.7
Once	420	29.3
Twice	332	23.1
More than twice	301	20.9
Total	1,437	100.0

Table A7. CCSSE 2017 Benchmark Scores by Special-Focus Item: Frequency of Advisor Meetings

Responses	Benchmark				
	Active and Collaborative Learning	Student Effort	Academic Challenge	Student-Faculty Interaction	Support for Learners
None	47.2	44.5	47.5	44.1	38.9
Once	48.1	49.3	47.7	48.3	45.3
Twice	51.6	50.7	51.3	51.0	49.1
More than Twice	52.1	54.9	53.8	54.8	55.9

Table A8. NOVA Responses to CCSSE 2017 Special-Focus Item: Meeting with Same Advisor

During this academic term at this college, if you have met (in person or online) with an academic advisor more than once, did you meet with the same academic advisor each time?		
Responses	#	%
Yes, meet with same advisor	364	41.9
No, meet with different advisors	505	58.1
Total	869	100.0

Table A9. CCSSE 2017 Benchmark Scores by Special-Focus Item: Meeting with Same Advisor

Responses	Benchmark				
	Active and Collaborative Learning	Student Effort	Academic Challenge	Student-Faculty Interaction	Support for Learners
Yes, meet with same advisor	52.3	52.9	53.6	55.8	56.4
No, meet with different advisors	50.5	52.3	51.0	50.6	47.4

Table A10. NOVA Responses to CCSSE 2017 Special-Focus Item: Discussed Next Advising Session

During your most recent meeting (in person or online) with an academic advisor during this academic term at this college, he or she discussed when your next advising session should be?		
Responses	#	%
Yes, discussed having next advising session	333	23.7
No, did not discuss having next advising session	782	55.6
I have not met with an academic advisor during this academic term at this college	291	20.7
Total	1,406	100.0

Table A11. CCSSE 2017 Benchmark Scores by Special-Focus Item: Discussed Next Advising Session

Responses	Benchmark				
	Active and Collaborative Learning	Student Effort	Academic Challenge	Student-Faculty Interaction	Support for Learners
Yes, discussed having next advising session	53.7	54.2	52.9	56.0	56.0
No, did not discuss having next advising session	48.5	50.0	49.1	48.1	46.1