

RESEARCH BRIEF

**Employment Outcomes of NOVA Graduates:
Social Sciences: Political Science Specialization, A.S. Program**

Introduction

This Research Brief presents the employment outcomes of 134 NOVA graduates of the Social Sciences: Political Science Specialization, A.S. program from 2010 through 2019 (Section I) and provides employment data for Political Science (A.S. and B.S.) graduates (Section II).¹ The employment data include target occupations, job postings, companies hiring, and highly desired job skills and qualifications for Political Science (A.S. and B.S.) graduates in the Northern Virginia region during the specified period.²

Data were extracted using the Economic Modeling Specialists International (EMSI) product, which provides employment data derived from government sources, online job posting activity, and professional networking profiles (e.g., LinkedIn) and résumés.³ Virginia Employment Commission (VEC) data were used to determine the employment outcomes and workforce credentials of NOVA graduates.⁴

Key Findings

- The employment opportunities for Political Science (A.S. and B.S.) graduates in the Northern Virginia region are favorable for some target occupations including Postsecondary Teachers, Economists, and Political Scientists.
 - Regionally, these target occupations have frequent job openings and median hourly earnings that are higher than national median hourly earnings for these occupations.
- VIPKID, Northern Virginia Community College, George Mason University, EF Education First, Inc., and EF English First are the top five companies hiring Political Science (A.S. and B.S.) graduates in the Northern Virginia region.
- English Teachers, Assistant Professors, Adjunct Faculty, English Instructors, and ESL Teachers are the top five job titles with job postings for Political Science (A.S. and B.S.) graduates in the Northern Virginia region.

¹ Graduates may have earned additional degrees beyond the Social Sciences: Political Science Specialization (A.S.)

² Job postings comprise both full-time and part-time positions.

³ Economic Modeling Specialists International (EMSI): <https://www.economicmodeling.com/>

⁴ Virginia Employment Commission (VEC): <https://www.vec.virginia.gov/>

Section I. Employment Outcomes of NOVA Graduates

This section provides information regarding the employment outcomes within one year of graduation for 2010 through 2019 graduates of the Social Sciences: Political Science Specialization, A.S. Program at NOVA.⁵ Of the 134 graduates analyzed, the average estimated annual starting salary within one year of graduation was \$34,028. This was approximately five percent less than the average estimated annual starting salary within one year of graduation among *all* 2010-2019 NOVA graduates (\$35,989).⁶

Alumni Industries

The top industries employing NOVA's Social Sciences: Political Science, A.S. program graduates were full-service restaurants (9 percent), limited-service restaurants (6 percent), supermarkets and other grocery stores (5 percent), colleges, universities, and professional schools (4 percent), and non-specific government support (4 percent) (see Table 1, below).

**Table 1. Top Industries Employing NOVA Social Sciences:
Political Science Specialization (A.S.) Graduates: 2010 through 2019**

Industries	NAICS Code*	Graduates	
		#	%
Full-Service Restaurants	722511	12	9.0
Limited-Service Restaurants	722513	8	6.0
Supermarkets and Other Grocery (excluding Convenience) Stores	445110	7	5.2
Colleges, Universities, and Professional Schools	611310	5	3.7
Government Support (non-specific)	921190	5	3.7
Security Guards and Patrol Services	561612	4	3.0
New Car Dealers	441110	4	3.0
Continuing Care Retirement Communities	623311	4	3.0
Department Stores	452210	3	2.2
Electronics Stores	443142	3	2.2
Elementary and Secondary Schools	611110	3	2.2
Junior Colleges	611210	3	2.2
Pharmacies and Drug Stores	446110	2	1.5
Sporting Goods Stores	451110	2	1.5
Shoe Stores	448201	2	1.5
Golf Courses and Country Clubs	713910	2	1.5
Hotels (excluding Casino Hotels) and Motels	721110	2	1.5
Women's Clothing Stores	448120	2	1.5
Corporate, Subsidiary, and Regional Managing Offices	551114	2	1.5
Home Health Care Services	621610	2	1.5
Snack and Nonalcoholic Beverage Bars	722515	2	1.5
Offices of Lawyers	541110	2	1.5
Landscaping Services	561730	2	1.5
Optical Goods Stores	446130	2	1.5
Men's Clothing Stores	448110	2	1.5

Note: Industries with percentages less than 1.5 percent are not included in the table.

*The North American Industry Classification System (NAICS) is a standard used by federal agencies such as the United States Census Bureau for the purpose of collecting, analyzing, and publishing statistical data related to the U.S. business economy. (<https://www.census.gov/eos/www/naics/>)

⁵ Graduates may have earned additional degrees beyond the Social Sciences: Political Science Specialization, A.S. degree.

⁶ Source: Virginia Employment Commission (VEC)

Employers and Job Titles of Alumni

The top employers of NOVA's Social Sciences: Political Science, A.S. program graduates included the Commonwealth of Virginia (6 percent), County of Fairfax (3 percent), and Wegmans Food Markets (2 percent). (see Table 2, below)

Table 2. Top 10 Employers of NOVA Social Sciences: Political Science Specialization (A.S.) Graduates: 2010 through 2019

Employers	Graduates	
	#	%
Commonwealth of Virginia	8	6.0
County of Fairfax	4	3.0
Wegmans Food Markets, Inc.	3	2.2
106 Union Dublin, LLC	2	1.5
Apple Computer, Inc.	2	1.5
Chipotle Services, LLC	2	1.5
GMRI, Inc.	2	1.5
Goodwin House, Inc.	2	1.5
Target Corporation	2	1.5
Virginia CVS Pharmacy, LLC	2	1.5

Alumni Locations

The top locations where NOVA's Social Sciences: Political Science, A.S. program graduates resided included Alexandria, VA (13 percent), Fairfax, VA (10 percent), and Falls Church, VA (6 percent)—98 percent resided in the state of Virginia. (see Table 3, below)

Table 3. Top 20 Locations of NOVA Social Sciences: Political Science Specialization (A.S.) Graduates: 2010 through 2019

Locations	Graduates	
	#	%
Alexandria, VA	17	12.7
Fairfax, VA	13	9.7
Falls Church, VA	8	6.0
Springfield, VA	7	5.2
Woodbridge, VA	7	5.2
Annandale, VA	6	4.5
Arlington, VA	6	4.5
Ashburn, VA	6	4.5
Centreville, VA	5	3.7
Leesburg, VA	5	3.7
Lorton, VA	5	3.7
Manassas, VA	5	3.7
Gainesville, VA	4	3.0
Burke, VA	3	2.2
Chantilly, VA	3	2.2
Dumfries, VA	3	2.2
Reston, VA	3	2.2
South Riding, VA	3	2.2
Sterling, VA	3	2.2
Vienna, VA	3	2.2

Section II. Regional Employment Opportunities for NOVA Graduates

This section presents regional employment opportunities for graduates of Political Science degree programs (A.S. and B.S.). Data includes job postings for target occupations within the Northern Virginia region.⁷

Target Occupations

In 2019, regionally, there were approximately 7,800 jobs and 800 job openings in target occupations for graduates of Political Science A.S. and B.S. degree programs.⁸ Among these target occupations, median hourly earnings were \$44.58—8 percent higher than the \$33.63 national median hourly earnings for these target occupations. The projected regional job growth among these target occupations is 3 percent from 2019 to 2024, which is lower than the projected national growth for these target occupations (6 percent). Annual job openings for target occupations for Political Science (A.S. and B.S.) graduates were greatest for Postsecondary Teachers (437 openings), Economists (148 openings), and Political Scientists (180 openings) (see Table 4, below).

Table 4. Northern Virginia Region Job Openings, Earnings, and Growth of Top Target Occupations for Political Science Graduates: 2019

Target Occupations	# of Jobs	# of Job Openings	Median Hourly Earnings	% Job Growth (2019–2024)	Location Quotient *
Postsecondary Teachers	4,352	437	\$36.21	1.4%	1.0
Economists	1,898	148	\$59.51	0.4%	23.3
Political Scientists	1,534	180	\$60.66	0.0%	35.0

*The Location Quotient refers to the ratio of an occupation’s share of employment in a given area to that occupation’s share of employment in the U.S. For example, an occupation that makes up 10 percent of employment in a specific metropolitan area compared with two percent of U.S. employment would have a location quotient of 5 for the area (signifying the occupation is roughly five times more concentrated regionally than nationally).

From January 2019 through December 2019, there was an average of about 1,100 graduates of Political Science degree programs hired each month for target occupations in the Northern Virginia region.⁹ Occupations with the top average monthly job hires were Postsecondary Teachers (830 hires), Economists (152 hires), and Political Scientists (123 hires). (see Table 5, below, and Figure 1, next page).

Table 5. Northern Virginia Region Job Hires in Top Target Occupations for Political Science Graduates: 2019

Target Occupations	Average Monthly Hires*
Postsecondary Teachers	830
Economists	152
Political Scientists	123

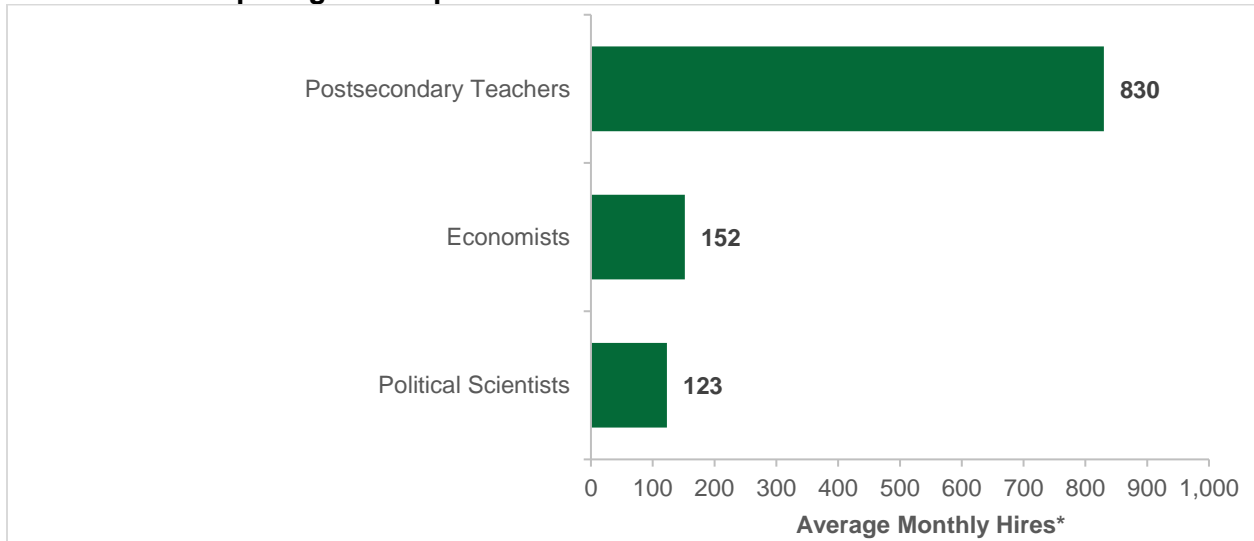
*Average monthly hires include Political Science graduates with an A.S., B.S., or post-baccalaureate degree.

⁷ The Northern Virginia region refers to Arlington County, Fairfax County, Loudoun County, Prince William County, Alexandria City, Fairfax City, Falls Church City, Manassas City, Manassas Park City, and Washington, D.C.

⁸ The Political Science A.S. and B.S. were the minimum degree qualifications in these job postings.

⁹ Includes Political Science graduates with an A.S., B.S., or post-baccalaureate degree.

Figure 1. Northern Virginia Region Job Hires in Top Target Occupations for Political Science Graduates: 2019



*Average monthly hires include Political Science graduates with an A.S., B.S., or post-baccalaureate degree

From January 2019 through December 2019, the top website sources for job postings in target occupations in the Northern Virginia region for Political Science (A.S. and B.S.) graduates were Nexxt.com (1,621 postings), Employmentcrossing.com (1,086 postings), Recruiternetworks.com (742 postings), and Geebo.com (699 postings) (see Table 6, below).

Table 6. Top 20 Job Posting Sources for Target Occupations in the Northern Virginia Region for Political Science Graduates: 2019

Website	Number of Target Job Postings on Website
Nexxt.com	1,621
Employmentcrossing.com	1,086
Recruiternetworks.com	742
Geebo.com	699
Jobing.com	363
My.jobs	288
Hercjobs.org	277
Educationcrossing.com	234
Virginiajobnetwork.com	232
Dejobs.org	201
Learn4good.com	175
Monster.com	169
Neuvoo.com	163
Pure-jobs.com	151
Careerbuilder.com	141
Jobs.net	135
Nvcc.edu	111
Higherredjobs.com	103
Retirementjobs.com	90
Insidehigherred.com	86

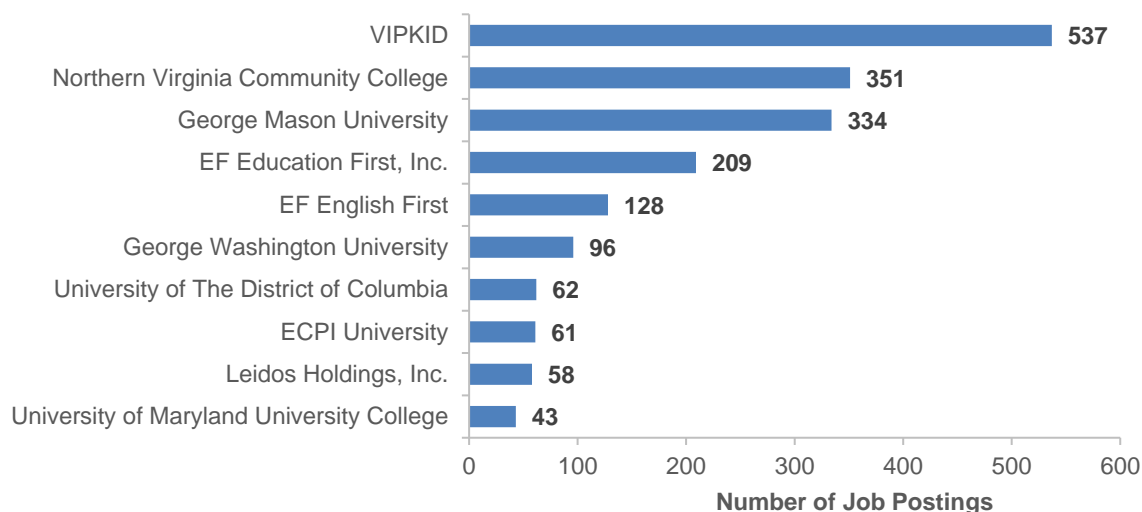
Job Postings in the Northern Virginia Region

Companies in the Northern Virginia region with the most job postings from January 2019 through December 2019 for graduates of Political Science degree programs (A.S. and B.S.) included VIPKID (537 postings), Northern Virginia Community College (351 postings), George Mason University (334 postings), and EF Education First, Inc. (209 postings). (see Table 7 and Figure 2, below)

Table 7. Top 20 Companies Posting Jobs in the Northern Virginia Region for Political Science Graduates: 2019

Company Name	Number of Unique Job Postings	Median Duration of Job Posting (in Number of Days)
VIPKID	537	10
Northern Virginia Community College	351	46
George Mason University	334	47
EF Education First, Inc.	209	11
EF English First	128	30
George Washington University	96	75
University of The District of Columbia	62	53
ECPI University	61	47
Leidos Holdings, Inc.	58	44
University of Maryland University College	43	24
Education First, Inc.	42	20
Georgetown University	42	44
ICA Language Services	40	18
Mission Essential Personnel, LLC	36	11
The Learning Tree, Inc.	34	75
Booz Allen Hamilton Holding Corporation	33	47
QT Kids, Inc.	33	20
Tutorgroup, Inc.	33	26
Kids & Company, Ltd	31	21
Johns Hopkins University	28	88

Figure 2. Top 10 Companies Posting Jobs in the Northern Virginia Region for Political Science Graduates: 2019



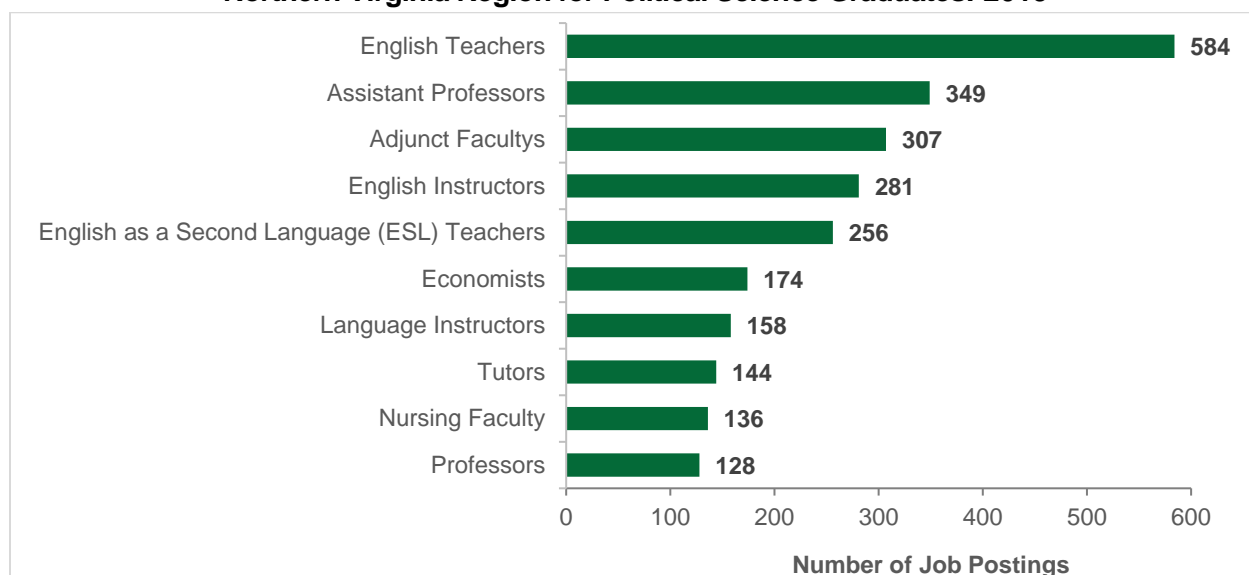
Job Titles in NOVA Region

From January 2019 through December 2019, the most frequently posted job titles for Political Science (A.S. and B.S.) graduates in the Northern Virginia region were for English Teachers (584 postings), Assistant Professors (349 postings), Adjunct Faculty (307 postings), English Instructors (281 postings), and ESL Teachers (256 postings). (see Table 8 and Figure 3, below)

Table 8. Top 20 Posted Job Titles in the Northern Virginia Region for Political Science Graduates: 2019

Job Title	Number of Unique Job Postings	Median Duration of Job Posting (in Number of Days)
English Teachers	584	13
Assistant Professors	349	43
Adjunct Faculty	307	39
English Instructors	281	13
English as a Second Language (ESL) Teachers	256	13
Economists	174	27
Language Instructors	158	12
Tutors	144	9
Nursing Faculty	136	50
Professors	128	37
Adjunct Instructors	114	33
English as a Second Language (ESL) Instructors	94	30
Instructors	75	17
College Faculty	69	31
Faculty	55	34
Educators	54	28
Technical Instructors	48	36
Engineering Faculty	42	40
Foreign Language Teachers	37	31
Graduate Assistants	34	30

Figure 3. Top 10 Posted Job Titles in the Northern Virginia Region for Political Science Graduates: 2019



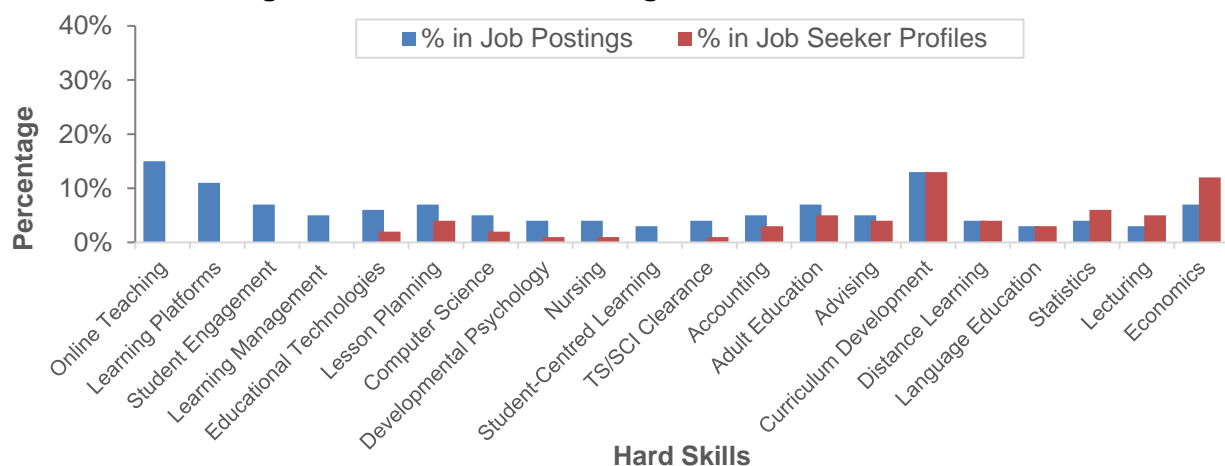
Desired Hard Skills

Table 9 and Figure 4 (see below) show disproportions between the top *hard* skills that Northern Virginia region employers sought among their job applicants and the hard skills that Political Science (A.S. and B.S.) graduates mentioned in their job-seeker profiles from January 2019 through December 2019.¹⁰ Online Teaching, Learning Platforms, and Student Engagement were among the most desired hard skills in job postings that were disproportionately mentioned in job-seeker profiles. These differences represent potential areas in which job applicants could align their hard skills more closely with their prospective employers' desired skills.

Table 9. Top 20 Desired Hard Skills for Political Science Graduates: 2019

Hard Skills	% of Job Postings Mentioning Skill	% of Job Seeker Profiles Mentioning Skill	Difference in Percentage
Online Teaching	15	0	-15
Learning Platforms	11	0	-11
Student Engagement	7	0	-7
Learning Management Systems	5	0	-5
Educational Technologies	6	2	-4
Lesson Planning	7	4	-3
Computer Science	5	2	-3
Developmental Psychology	4	1	-3
Nursing	4	1	-3
Student-Centered Learning	3	0	-3
Top Secret-Sensitive Compartmented Info. (TS/SCI Clearance)	4	1	-3
Accounting	5	3	-2
Adult Education	7	5	-2
Advising	5	4	-1
Curriculum Development	13	13	0
Distance Learning	4	4	0
Language Education	3	3	0
Statistics	4	6	2
Lecturing	3	5	2
Economics	7	12	5

Figure 4. Top 20 Desired Hard Skills for Political Science Graduates: Percentage Mentioned in Job Postings and Job Seeker Profiles in 2019



¹⁰ Hard skills are defined as technical or specialized skills often acquired through formal education.

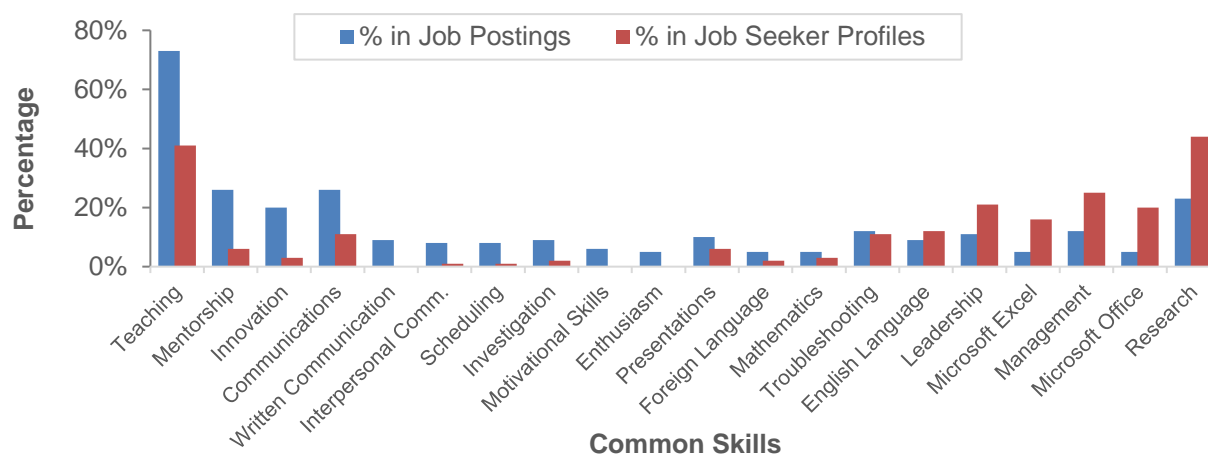
Desired Common Skills

Table 10 and Figure 5 (see below) show disproportions between the top *common* skills that Northern Virginia region employers sought among their job applicants and the common skills that Political Science (A.S. and B.S.) graduates mentioned in their job-seeker profiles from January 2019 through December 2019.¹¹ Teaching, mentorship, innovations, communications, and written communication were among the most desired common skills in job postings that were disproportionately mentioned in job-seeker profiles. These differences represent potential areas in which job applicants could align their common skills more closely with their prospective employers' desired skills.

Table 10. Top 20 Desired Common Skills for Political Science Graduates: 2019

Common Skills	% of Job Postings Mentioning Skill	% of Job Seeker Profiles Mentioning Skill	Difference in Percentage
Teaching	73	41	-32
Mentorship	26	6	-20
Innovation	20	3	-17
Communications	26	11	-15
Written Communication	9	0	-9
Interpersonal Communications	8	1	-7
Scheduling	8	1	-7
Investigation	9	2	-7
Motivational Skills	6	0	-6
Enthusiasm	5	0	-5
Presentations	10	6	-4
Foreign Language	5	2	-3
Mathematics	5	3	-2
Writing	12	11	-1
English Language	9	12	3
Leadership	11	21	10
Microsoft Excel	5	16	11
Management	12	25	13
Microsoft Office	5	20	15
Research	23	44	21

Figure 5. Top 20 Desired Common Skills for Political Science Graduates: Percentage Mentioned in Job Postings and Job Seeker Profiles in 2019



¹¹ Common skills refer to soft and transferable skills broadly utilized in various professions.

Desired Qualifications

From January 2019 to December 2019, the top desired qualifications for Political Science (A.S. and B.S.) graduates in job postings in the Northern Virginia region included Teaching English as a Foreign Language (294 postings), Certificate in English Language Teaching to Adults (163 postings), and Master of Business Administration (60 postings). (see Table 11 and Figure 6, below)

Table 11. Top 20 Desired Qualifications Posted for Political Science Graduates: 2019

Job Qualifications	# of Job Postings
Teaching English as a Foreign Language	294
Certificate in English Language Teaching to Adults (CELTA)	163
Master of Business Administration (MBA)	60
Bachelor of Science in Nursing (BSN)	40
CompTIA Security+	31
CompTIA Network+	25
Nurse Practitioner	25
Certified Public Accountant	22
Licensed Practical Nurse	20
Cisco Certified Network Associate	18
Doctor of Nursing Practice	17
Certified Ethical Hacker	16
Certified in Production and Inventory Management	16
CompTIA Linux+	16
Doctor of Dental Surgery (DDS)	15
Associates Degree in Nursing	14
Doctor of Veterinary Medicine (DVM/VMD)	12
Certified Nursing Assistant	12
Licensed Vocational Nurses	12
Master of Fine Arts	11

Figure 6. Top 10 Desired Qualifications Posted for Political Science Graduates: 2019

